



Standard Eurobarometer 96  
Winter 2021-2022

# Public opinion in the European Union

First results

Fieldwork: January-February 2022

Obtenu pour vous par  
Got for you by



This document does not represent the point of view of the European Commission. The interpretations and opinions contained in it are solely those of the authors.

<b>Project title</b>	Standard Eurobarometer 96- Winter 2021-2022 Public opinion in the European Union, First results
<b>Language version</b>	EN
<b>Catalogue number</b>	NA-AO-22-001-EN-N
<b>ISBN</b>	978-92-76-49167-5
<b>ISSN</b>	1977-3927 10.2775/98394

© European Union, 2022

<https://www.europa.eu/eurobarometer>

Photo credit: Getty Images



## TABLE OF CONTENTS

---

<b>INTRODUCTION</b>	<b>4</b>
<b>I. EUROPEANS AND POLITICAL INSTITUTIONS</b>	<b>8</b>
1. Trust in national governments and parliaments and in the European Union	9
2. Trust in the European Union: national results and evolutions	10
3. The image of the European Union	11
4. The image of the European Union: evolutions and national results	12
5. The future of the European Union	13
6. The future of the European Union: national results	14
<b>II. THE ECONOMIC SITUATION</b>	<b>15</b>
1. Current situation of the economy at national level: trend, national results and evolution	16
2. Support for the Euro: trend and national results	18
3. Opinion on the effect of the Euro	20
4. Opinion on the effect of the Euro: national results	21
<b>III. THE MAIN CONCERNS OF EUROPEANS</b>	<b>22</b>
1. Main concerns at European level: trend	23
2. Main concerns at European level: national results	24
3. Support for a common defence and security policy among EU Member States: trend	26
4. Support for a common defence and security policy among EU Member States: evolutions and national results	27
5. Main concerns at national level: trend	28
6. Main concerns at national level: national results	29
<b>IV. EUROPEAN CITIZENSHIP</b>	<b>30</b>
1. Feeling like a citizen of the European Union: national results	31
<b>V. THE EU AND THE CORONAVIRUS PANDEMIC</b>	<b>32</b>
1. Satisfaction with the measures to fight the crisis: trend and national results	33
2. Trust in the EU to make the right decisions in the future: trend and national results	36
3. EU priorities in its response to the coronavirus pandemic	37
4. Economic consequences: trend and national results	40
5. The EU recovery plan 'NextgenerationEU': national results	41
<b>CONCLUSION</b>	<b>42</b>
<b>TECHNICAL SPECIFICATIONS</b>	<b>TS1</b>

# INTRODUCTION



## Standard Eurobarometer 96 Winter 2021-2022

This *First Results* report details the first results of the Standard Eurobarometer survey of Winter 2021-2022 (EB96) in the 27 EU Member States<sup>1</sup>. It is published with the results of the Standard Eurobarometer questions, which are detailed in an annex. The survey was carried out between 18 January and 14 February 2022, i.e. ten days before the start of the Russian invasion in Ukraine.

### Coronavirus pandemic

In the period between the previous Standard Eurobarometer (EB95, Spring 2021, June-July 2021) and the fieldwork of the current Standard Eurobarometer of Winter 2021-2022 (conducted in January – February 2022) cases of the Delta variant increased in Europe, although they remained lower over the summer than the peak of previous waves. However, in November a new variant of the SARS-CoV2 virus, labelled Omicron<sup>2</sup> was first detected, and it quickly spread leading to a rapid increase in cases by late December. In the week ending 24 January 2022 there were over 1.5 million confirmed new cases, with Omicron now the dominant variant in Europe. The European Centre for Disease Control (ECDC) affirmed that there was an epidemiological situation of high or very high concern in 25 EU Member States<sup>3</sup> and on 24 February 2022, reported that more than 107 million cases of coronavirus had been documented in the EU/EAA, with the largest numbers in France (22,5 million cases), Germany (14,1 million), Italy (12,6 million), Spain (10,9 million) and the Netherlands (6,1 million). Worldwide more than 424.9 million cases had been reported.<sup>4</sup> On the same date there had been more than 1 million deaths reported in the EU/EAA, and almost 5.9 million deaths worldwide.<sup>5</sup>

### Vaccination campaign and booster program

With the surge in Delta cases in the second half of 2021 and evidence of waning immunity from a primary vaccine course, EU countries started to roll out booster campaigns for an additional vaccine dose to enhance protection. The European Medicines Agency (EMA) has authorised booster shots for Pfizer-BioNTech and Moderna vaccines for everyone 18+ at least six months after their last shot<sup>6</sup>, and for the Janssen vaccine at least two months after the first dose<sup>7</sup>. Eligibility for boosters is a matter for individual countries, and booster programs are at varying stages at the time of writing.

As of 24 February 2022, more than 1.1 billion vaccine doses had been delivered in the EU and 875.6 million doses had been administered. 75% of the population in EU/EEA countries had received at least one vaccine dose, 71.6% had received a full primary course of vaccination, and 50.8% had also received a

booster dose. However, vaccination and booster rates vary considerably at country level.<sup>8</sup>

### Other Vaccination News

- On 24 November 2021 the European Medicines Agency (EMA) approved the use of the Pfizer-BioNTech Comirnaty vaccine for children aged 5-11, with the rollout starting in December 2021.
- On 24 February 2022 the EMA recommended the approval of Moderna's Spikevax for children aged 6-11<sup>9</sup>, and recommended that a booster dose of Pfizer-BioNTech Comirnaty vaccine may be given where appropriate to adolescents from 12 years of age.
- On 21 December 2021 the European Commission adopted rules that set the validity of the EU Digital COVID Certificate at 9 months (270 days) from the last dose of the primary vaccination to harmonise rules across Member States and to help encourage the uptake of booster doses. These rules came into effect on 1 February 2022.<sup>10</sup>
- On 3 February 2022 the European Commission proposed extending the EU Digital COVID Certificate, due to expire on 30 June 2022, by a year to 30 June 2023. This proposal recognises that the impact of potential increases in infections and/or new variants in the second half of 2022 is unclear, as well as the current prevalence of the virus in Europe.<sup>11</sup> As of December 2021, 807 million certificates had been issued in the EU, allowing for intra-EU travel.<sup>12</sup>

### The economy

In the Autumn 2021 Economic Forecast, GDP was predicted to grow by 5.0% in 2021 in both the EU and the euro area, 0.2 percentage points higher than in the summer 2021 forecast.<sup>13</sup> Although signs were promising in summer 2021 that the economy was recovering, a resurging pandemic and the Omicron variant means the EU economy started in 2022 weaker than projected. Although the interim winter forecast published in February 2022 shows GDP for 2021 better than predicted at 5.3%, GDP is predicted to shrink to 4.0% in 2022.<sup>14</sup>

The unemployment rate in the EU continued to decline in 2021 and by December 2021 was 6.4%, down from 6.5% in November 2021 from 7.5% in December 2020. In the euro area, unemployment stood at 7.0% in December 2021, down from 7.1% in November 2021 and down from 8.2% in December 2020.<sup>15</sup>

**EU-related events** since the Standard Eurobarometer Spring 2021 survey:

- As part of the **Conference of the Future of Europe**, a number of Citizens' Panels took place in the period between September 2021 and February 2022. Four panels of 200

<sup>1</sup> Some questions were asked also in 12 other countries or territories between 14 June and 15 July 2021: Albania, Bosnia and Herzegovina, the Turkish Cypriot Community in the part of the country that is not controlled by the government of the Republic of Cyprus, Iceland, Kosovo (this designation is without prejudice to positions on status, and is in line with UNSCR 1244/99 and the ICJ Opinion on the Kosovo declaration of independence), Montenegro, North Macedonia, Norway, Serbia, Switzerland, Turkey and the United Kingdom.

<sup>2</sup> <https://www.who.int/en/activities/tracking-SARS-CoV-2-variants/>

<sup>3</sup> <https://www.ecdc.europa.eu/en/covid-19/country-overviews>

<sup>4</sup> <https://www.ecdc.europa.eu/en/covid-19/situation-updates>

<sup>5</sup> <https://www.ecdc.europa.eu/en/publications-data/data-national-14-day-notification-rate-covid-19>

<sup>6</sup> <https://www.ema.europa.eu/en/news/comirnaty-spikevax-ema-recommendations-extra-doses-boosters>

<sup>7</sup> <https://www.ema.europa.eu/en/news/covid-19-vaccine-janssen-ema-recommendation-boosters>

<sup>8</sup> <https://vaccinetracker.ecdc.europa.eu/public/extensions/COVID-19/vaccine-tracker.html#uptake-tab>

<sup>9</sup> <https://www.ema.europa.eu/en/news/ema-recommends-approval-spikevax-children-aged-6-11>

<sup>10</sup> [https://ec.europa.eu/commission/presscorner/detail/en/IP\\_21\\_6837](https://ec.europa.eu/commission/presscorner/detail/en/IP_21_6837)

<sup>11</sup> [https://www.ec.europa.eu/commission/presscorner/detail/en/ip\\_22\\_744](https://www.ec.europa.eu/commission/presscorner/detail/en/ip_22_744)

<sup>12</sup> [https://ec.europa.eu/commission/presscorner/detail/en/IP\\_21\\_6837](https://ec.europa.eu/commission/presscorner/detail/en/IP_21_6837)

<sup>13</sup> [https://ec.europa.eu/info/business-economy-euro/economic-performance-and-forecasts/economic-forecasts/autumn-2021-economic-forecast-recovery-expansion-amid-headwinds\\_en](https://ec.europa.eu/info/business-economy-euro/economic-performance-and-forecasts/economic-forecasts/autumn-2021-economic-forecast-recovery-expansion-amid-headwinds_en)

<sup>14</sup> [https://ec.europa.eu/info/business-economy-euro/economic-performance-and-forecasts/economic-forecasts/winter-2022-economic-forecast-growth-expected-regain-traction-after-winter-slowdown\\_en](https://ec.europa.eu/info/business-economy-euro/economic-performance-and-forecasts/economic-forecasts/winter-2022-economic-forecast-growth-expected-regain-traction-after-winter-slowdown_en)

<sup>15</sup> <https://ec.europa.eu/eurostat/documents/2995521/14233878/3-01022022-AP-EN.pdf/cfe71acd-ef6c-b52b-085f-838598dd9a88>

## Standard Eurobarometer 96 Winter 2021-2022

randomly selected citizens from across 27 Member States were chosen to think together about the future they want for the EU. Participants reflected on the diversity of the EU's population. The four panel topics were:

- ▶ A stronger economy, social justice and jobs / Education, culture, youth and sport / Digital transformation
  - ▶ European democracy/Values and rights, rule of law, security
  - ▶ Climate change, environment / Health
  - ▶ EU in the world / Migration
- On 1 December 2021 the European Commission launched the Global Gateway, a new strategy to promote smart, clean and secure links in digital, energy and transport and to strengthen health, education and research systems around the world. Global Gateway aims to mobilise up to €300 billion in investments between 2021 and 2027 to underpin a lasting global recovery, taking into account the needs and interests of Europe and its partners.<sup>16</sup>
  - On 16 December 2021 the European Commission signed a Joint Declaration identifying key legislative priorities for 2022. The European Parliament, the Council of the European Union and the European Commission will give top priority to deliver the European Green Deal, achieving a Europe fit for the digital age, creating an economy that works for people, advancing a stronger Europe in the world, promoting the European way of life, and protecting and strengthening democracy and defending common European values. Legislative achievements from the 2021 priority areas were also noted, including the adoption of key legislation for priority areas including a European Climate Law, a European Cybersecurity Competence Centre, the EU Blue Card for highly skilled migrant workers, rules on country-by-country tax reporting, a European Union regime for the control of dual use items, implementation of the European travel information and authorisation system, as well as legislation on preventing the dissemination of terrorist content and tackling child sexual abuse online<sup>17</sup>.
  - On 1 January 2022 France took over the Presidency of the Council of the EU for a six-month term, with the motto "Recovery, strength and a sense of belonging" highlighting the priorities of their term. In a speech on 9 December 2021 French President Emmanuel Macron declared the French presidency will focus on pursuing an agenda for European sovereignty, building a new European growth model, and creating a more "human-sized" Europe. On 19 January in a speech to the European Parliament President Macron further highlighted the French presidency will promote the values that define Europe to address the key challenges facing European security, democracy and growth<sup>18</sup>.
  - On 1 January 2022 the European Year of Youth began, highlighting the important role European youth have in shaping and building a greener, more inclusive and digital future<sup>19</sup>.
  - On 11 January 2022 President of the European Parliament David Sassoli. He had been President since July 2019. On 18 January 2022 Roberta Metsola of Malta was elected the new President of the European Parliament, making her the youngest ever president. She will lead the European Parliament until the 2024 European Elections.
  - On 1 March 2022 the European Commission adopted the first annual report on the implementation of the Recovery and

Resilience Facility (RRF), which forms the centrepiece of **NextGenerationEU**<sup>20</sup>. The first regular payment from this fund of €10 billion was disbursed to Spain in December 2021, with further funds expected to flow in 2022. Since March 2022, 22 recovery and resilience plans have been adopted in Member States across the EU. Reforms and investments proposed by Member States have exceeded the target requirements for expenditure on climate and digital objectives, with estimated climate expenditure at 40% (target 37%) and digital at 26% (target 20%)<sup>21</sup>.

### Elections in the EU since the spring 2021 survey:

- Parliamentary elections were held in Germany in September 2021 and on 8 December 2021 Olaf Scholz was sworn in as Chancellor of Germany after leading the Social Democrats (SDP) to an election win, ending 16 years in power for the conservatives who had been led by Angela Merkel.
- Parliamentary elections were held in Czechia in October 2021, with a surprise victory for the liberal conservative alliance SPOLU over the incumbent ANO. It was the closest legislative election result in the history of Czechia. Petr Fial, leader of the ODS was appointed as the new Prime Minister on 28 November 2021.
- On 14 November 2021 a third parliamentary election was held in Bulgaria after the result of previous elections in 2021 were inconclusive. The new We Continue the Change party (PP), launched two months before the election, won the majority of votes, and formed a coalition with the ITN, BSB and DB parties to form government. On 13 December 2021 Kiril Petkov of PP was sworn in as the new prime minister.
- On 31 January 2022 parliamentary elections in Portugal led to Prime Minister António Costa's Socialist party increasing their seats and giving them an outright majority in the new parliament.

### Other noteworthy events since the spring 2021 survey:

- From 21 October – 12 November the UN Climate Change Conference COP26 was held in Glasgow, and the European Commission supported the consensus reached to complete the Paris Agreement rulebook and to keep the Paris Agreement targets alive. As part of COP26 on 1 November 2021 President Ursula von der Leyen pledged €1 billion in funding for the Global Forests Finance Pledge. On 2 November the EU announced a Just Energy Transition Partnership with South Africa and officially launched a joint EU-US initiative, the Global Methane Pledge, a joint EU-US initiative to cut collective methane emissions by at least 30% by 2030. On 9 November 2021 Executive Vice-President Frans Timmermans announced a new pledge of €100 million in finance for the Climate Adaptation Fund<sup>22</sup>.

<sup>16</sup> [https://ec.europa.eu/commission/presscorner/detail/en/IP\\_21\\_6433](https://ec.europa.eu/commission/presscorner/detail/en/IP_21_6433)

<sup>17</sup> [https://ec.europa.eu/commission/presscorner/detail/en/ip\\_21\\_6881](https://ec.europa.eu/commission/presscorner/detail/en/ip_21_6881)

<sup>18</sup> <https://presidence-francaise.consilium.europa.eu/en/news/french-president-emmanuel-macron-s-speech-at-the-european-parliament-strasbourg-19-january-2022/>

<sup>19</sup> [https://europa.eu/youth/year-of-youth\\_en](https://europa.eu/youth/year-of-youth_en)

<sup>20</sup> [https://ec.europa.eu/commission/presscorner/detail/en/ip\\_22\\_1198](https://ec.europa.eu/commission/presscorner/detail/en/ip_22_1198)

<sup>21</sup> [https://ec.europa.eu/economy\\_finance/recovery-and-resilience-scoreboard/index.html](https://ec.europa.eu/economy_finance/recovery-and-resilience-scoreboard/index.html)

<sup>22</sup> [https://ec.europa.eu/commission/presscorner/detail/en/IP\\_21\\_6021](https://ec.europa.eu/commission/presscorner/detail/en/IP_21_6021)

## Standard Eurobarometer 96 Winter 2021-2022

### Methodology used for this survey

Due to the coronavirus pandemic, in some countries **alternative interview modes** to face-to-face were necessary as a result of the situation.

When possible, the methodology used was that of the Standard Eurobarometer surveys carried out by the Directorate-General for Communication (“Media monitoring and Eurobarometer” Unit)<sup>23,24</sup>.

Following the EU General Data Protection Regulation<sup>25</sup> (GDPR), respondents were asked whether or not they would agree to be asked questions on issues that could be considered “sensitive”.

Note: In this report, EU countries are referred to by their official abbreviation. The abbreviations used in this report correspond to:

Belgium	BE	Lithuania	LT
Bulgaria	BG	Luxembourg	LU
Czechia	CZ	Hungary	HU
Denmark	DK	Malta	MT
Germany	DE	The Netherlands	NL
Estonia	EE	Austria	AT
Ireland	IE	Poland	PL
Greece	EL	Portugal	PT
Spain	ES	Romania	RO
France	FR	Slovenia	SI
Croatia	HR	Slovakia	SK
Italy	IT	Finland	FI
Republic of Cyprus	CY *	Sweden	SE
Latvia	LV		

European Union – weighted average for the 27 Member States	EU27
BE, FR, IT, LU, DE, AT, ES, PT, IE, NL, FI, EL, EE, SI, CY, MT, SK, LV, LT	euro area
BG, CZ, DK, HR, HU, PL, RO, SE	Non euro area

\* Cyprus as a whole is one of the 27 European Union Member States. However, the ‘acquis communautaire’ has been suspended in the part of the country which is not controlled by the government of the Republic of Cyprus. For practical reasons, only the interviews carried out in the part of the country controlled by the government of the Republic of Cyprus are included in the ‘CY’ category and in the EU27 average.


**We wish to thank the people throughout the European Union who have given their time to take part in this survey. Without their active participation, this study would not have been possible.**

<sup>23</sup> <https://www.europa.eu/eurobarometer>

<sup>24</sup> The results tables are annexed. It should be noted that the total of the percentages indicated in the tables in this report may exceed 100% when the respondent was able to choose several answers to the same question.

<sup>25</sup> 2016/679

# I. EUROPEANS AND POLITICAL INSTITUTIONS

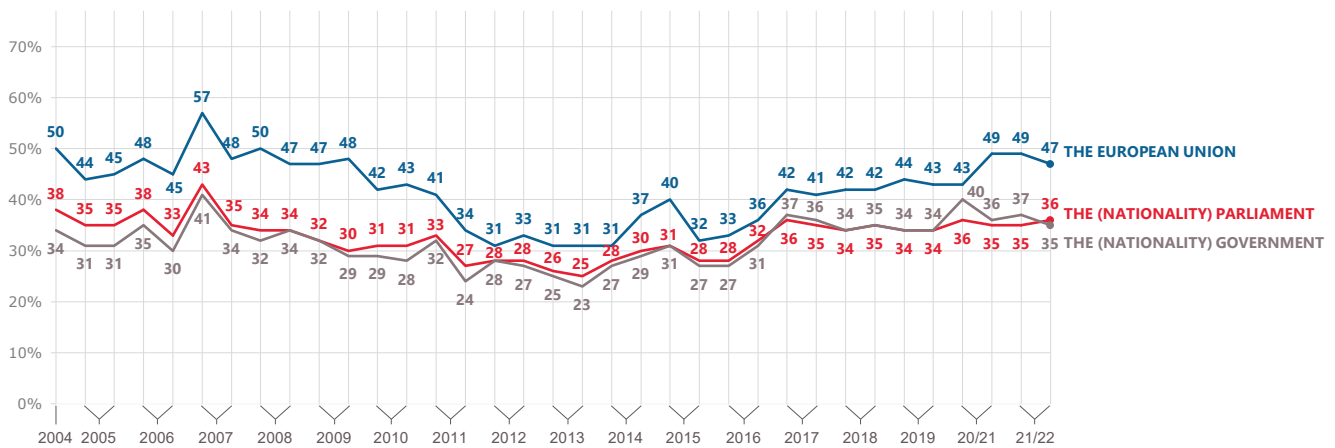


## 1. Trust in national governments and parliaments and in the European Union

**Almost half of all Europeans trust the European Union (47%), a decline of two points since the Standard Eurobarometer EB95 of spring 2021<sup>26</sup>.** In spite of the slight decline, this remains the highest level since autumn 2009. Trust in national governments has also declined slightly (35%, -2 percentage point since spring 2021) while trust in national parliaments has increased slightly (36%, +1). The gap between trust in the EU and trust in national governments remains high at 12 points.

Distrust of the European Union has increased slightly (44% “tend not to trust”, +2 percentage points since spring 2021), as has distrust in national governments (60%, +1). However, distrust in national parliaments has declined slightly (58%, -1).

**QA6b** How much trust do you have in certain institutions? For each of the following institutions, do you tend to trust it or tend not to trust it? (% - EU - TEND TO TRUST)



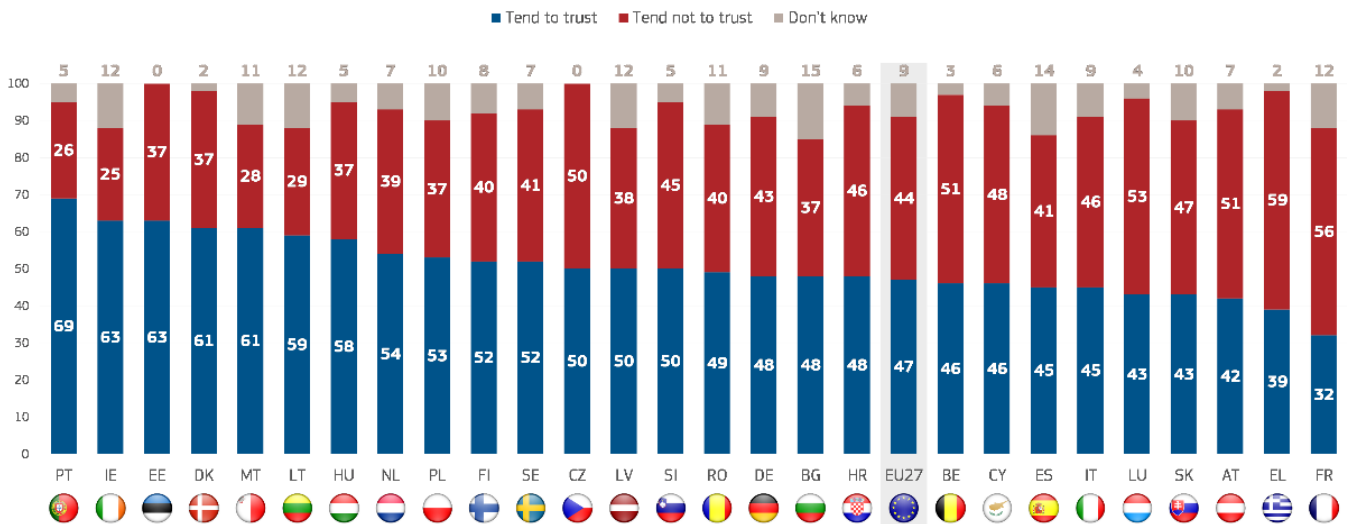
## 2. Trust in the European Union: national results and evolutions

**A majority of respondents in 18 EU Member States say they trust the EU** (down from 21 in spring 2021), with the highest levels in Portugal (69%), Ireland, Estonia (both 63%) and Malta and Denmark (both 61%). The EU is also trusted by at least half in Lithuania (59%), Hungary (58%), the Netherlands (54%), Poland (53%), Finland and Sweden (both 52%), and Latvia and Slovenia (both 50%). It is also trusted by a relative majority in Romania (49% vs 40% “tend not to trust”), Germany (48% vs 43%), Cyprus (48% vs 46% “tend to trust”), Slovakia (47% vs 43%), and Italy (46% vs 45%) “tend not to trust”).

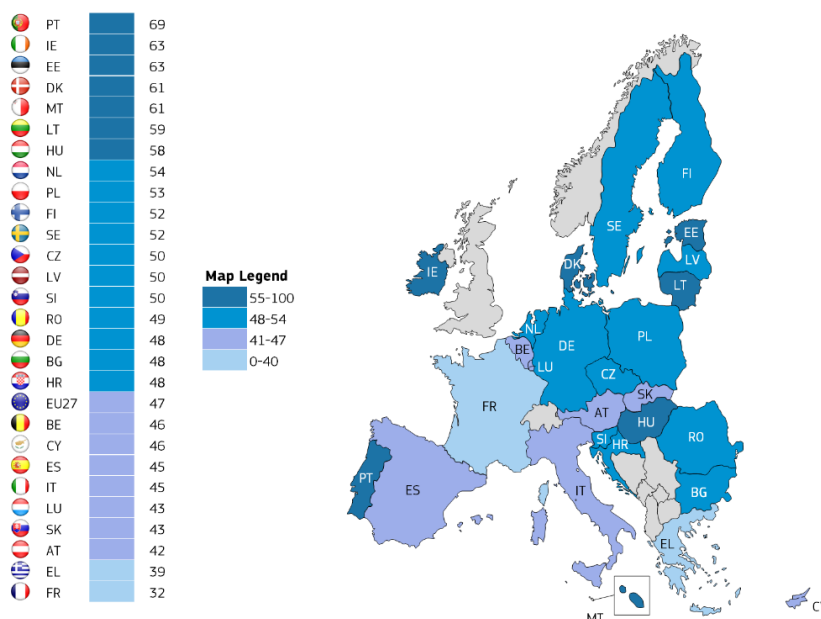
Distrust is the majority view in Greece (59% vs 39%), France (56% vs 32% “tend to trust”), Luxembourg (53% vs 43%), Belgium (51% vs 46%), Austria (51% vs 42%), Cyprus (48% vs 46% “tend to trust”), Slovakia (47% vs 43%), and Italy (46% vs 45%).

Trust in the EU has declined in 17 EU Member States since spring 2021, with the largest decreases in Lithuania (59%, -10 percentage points), Spain (45%, -9) and Ireland (63%, -8). Conversely, trust has increased in six countries, most notably in the Netherlands (54%, +5). There has been no change in Estonia, Denmark, Sweden or Slovakia.

**QA6b.10 How much trust do you have in certain institutions? For each of the following institutions, do you tend to trust it or tend not to trust it? (% - The European Union)**



**QA6b.10 How much trust do you have in certain institutions? For each of the following institutions, do you tend to trust it or tend not to trust it? (% - Tend to trust)**

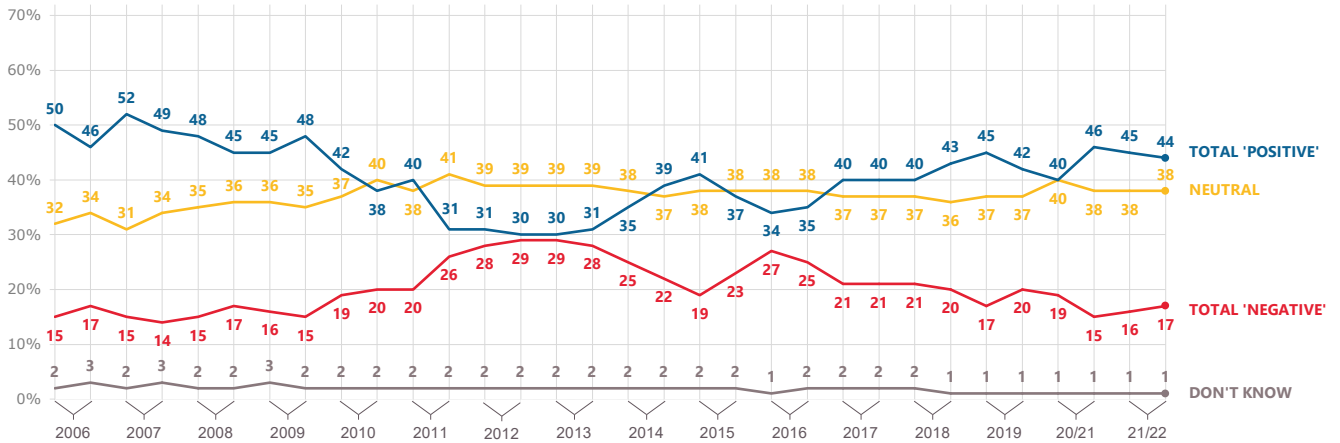


### 3. The image of the European Union

The positive image of the EU has declined by one point since spring 2021 (44%) but is still the most mentioned answer. The neutral image of the EU has remained stable (38%, =).

The negative image has increased slightly (17%, +1 percentage point) and although it is equal to that observed in spring 2019, it remains lower than the scores during the period spring 2010 – autumn 2018.

D78 In general, does the EU conjure up for you a very positive, fairly positive, neutral, fairly negative or very negative image? (% - EU)



## 4. The image of the European Union: evolutions and national results

In 19 EU Member States a majority of respondents have a **positive image of the EU** (down from 20 in Standard Eurobarometer EB95 of spring 2021). The highest proportions are seen in Ireland (71%), Portugal (62%), Poland (53%) and Denmark (50%).

In eight Member States (up from six in spring 2021), the EU has a predominantly **neutral image** amongst respondents: Spain (46%), Croatia (45%), Latvia (43%), Austria (41%), Greece (40%), Belgium (39%), Slovakia (38%) and France (37%).

There are nine Member States (equal to spring 2021) where at least one in five respondents has a **negative image** of the EU: Czechia (30%), Greece (28%), France, Slovakia (both 26%), Austria (25%), Luxembourg and Belgium (both 24%), Bulgaria (22%) and Cyprus (20%).

In 15 Member States the proportion of respondents with a positive image of the EU has declined since spring 2021, and this is particularly the case in Bulgaria (47%, -11 percentage points), Lithuania (49%, -8), Slovenia (47%, -6) and Spain (40%, -6). In eight countries the levels of positive image have increased with the largest in the Netherlands (46%, +7) and Czechia (45%, +7). There has been no change in Portugal, Poland, Germany and Croatia.

D78 In general, does the EU conjure up for you a very positive, fairly positive, neutral, fairly negative or very negative image? (%)

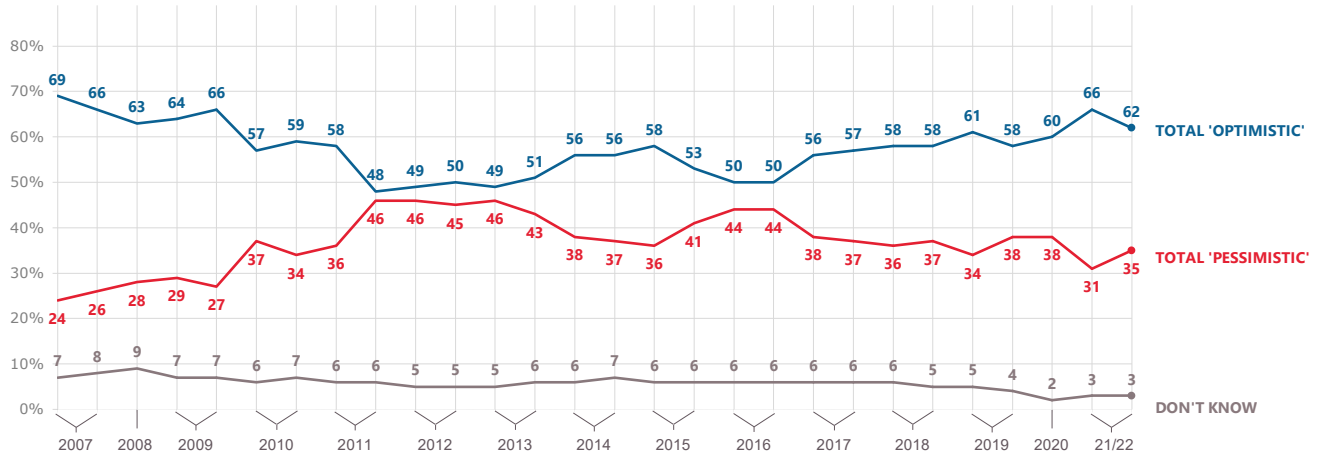
		EU27	NL	CZ	SE	DK	CY	IE	FI	IT	PT	PL	DE	HR	HU	SK	EL	EE	LU	RO	LV	AT	MT	BE	FR	SI	ES	LT	BG
Total 'Positive'	Winter 2021/2022	44	46	45	47	50	44	71	43	42	62	53	49	44	47	35	32	48	44	41	40	34	45	37	36	47	40	49	47
	Δ Spring 2021	▼1	▲7	▲7	▲5	▲4	▲3	▲1	▲1	▲1	=	=	=	=	▼1	▼1	▼1	▼2	▼2	▼2	▼3	▼3	▼4	▼4	▼5	▼6	▼6	▼8	▼11
Neutral	Winter 2021/2022	38	35	25	34	34	36	23	39	41	30	37	38	45	40	38	40	35	32	40	43	41	43	39	37	40	46	43	30
	Δ Spring 2021	=	▼5	▼12	▼1	▼5	▼6	▲1	▲4	▼2	▲1	▼2	▲2	▼2	=	▼2	▲3	▲1	▼4	▼2	▲1	▲4	▲1	▲5	=	▲4	▲4	▲12	▲4
Total 'Negative'	Winter 2021/2022	17	19	30	19	16	20	6	17	17	8	10	13	11	13	26	28	17	24	18	16	25	10	24	26	13	13	8	22
	Δ Spring 2021	▲1	▼2	▲5	▼4	▲2	▲3	▼2	▼6	▲2	=	▲2	▼2	▲2	▲1	▲2	▼2	▲1	▲6	▲4	▲1	=	▲2	▼1	▲5	▲2	▲2	▼4	▲9
Don't know	Winter 2021/2022	1	0	0	0	0	0	0	1	0	0	0	0	0	0	1	0	0	0	1	1	0	2	0	1	0	1	0	1
	Δ Spring 2021	=	=	=	=	▼1	=	=	▲1	▼1	▼1	=	=	=	=	▲1	=	=	=	▲1	▼1	▲1	=	=	=	=	=	=	▼2

## 5. The future of the European Union

**Optimism has declined since spring 2021 (62%, -4 percentage points), losing almost all the gains made between summer 2020 and spring 2021.**

However, the current level is still the second highest since autumn 2009. Just over one third of respondents are pessimistic about the future of the EU (35%, +4).

**QA10** Would you say that you are very optimistic, fairly optimistic, fairly pessimistic or very pessimistic about the future of the EU? (% - EU)



## 6. The future of the European Union: national results

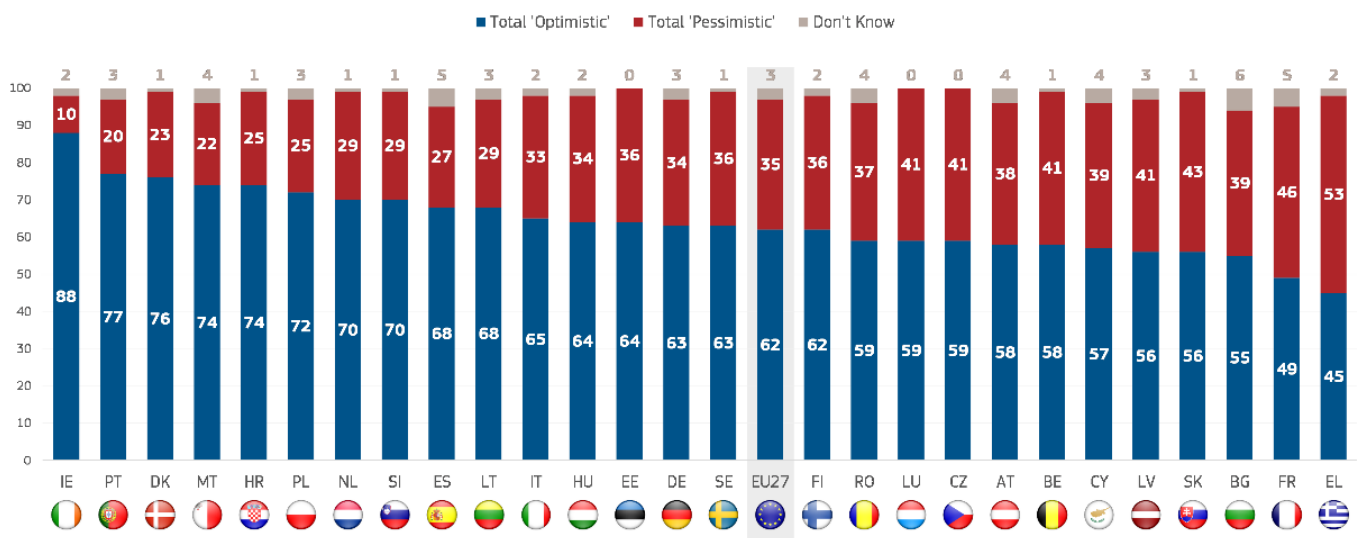
**Optimism about the future of the EU is the majority opinion in 26 Member States**, with the highest levels observed in Ireland (88%), Portugal (77%) and Denmark (76%), although at least seven in ten in Croatia, Malta (both 74%), Poland (72%), the Netherlands and Slovenia (both 70%) are also optimistic.

As was the case in spring 2021, Greece is the only country where a majority have a pessimistic view (53% vs 45% "optimistic").


Optimism about the future of the EU has decreased in 20 countries since spring 2021, with the largest observed in Romania (59%, -11 percentage points), Bulgaria (55%, -9) and Poland (72%, -7). There are only six countries where optimism has increased: the Netherlands (70%, +5), Ireland (88%, +3), Sweden (63%, +3), Finland (62%, +2) Portugal (77%, +1) and Denmark (76%, +1).

There has been no change in opinion in Greece.

QA10 Would you say that you are very optimistic, fairly optimistic, fairly pessimistic or very pessimistic about the future of the EU? (%)



## II. THE ECONOMIC SITUATION

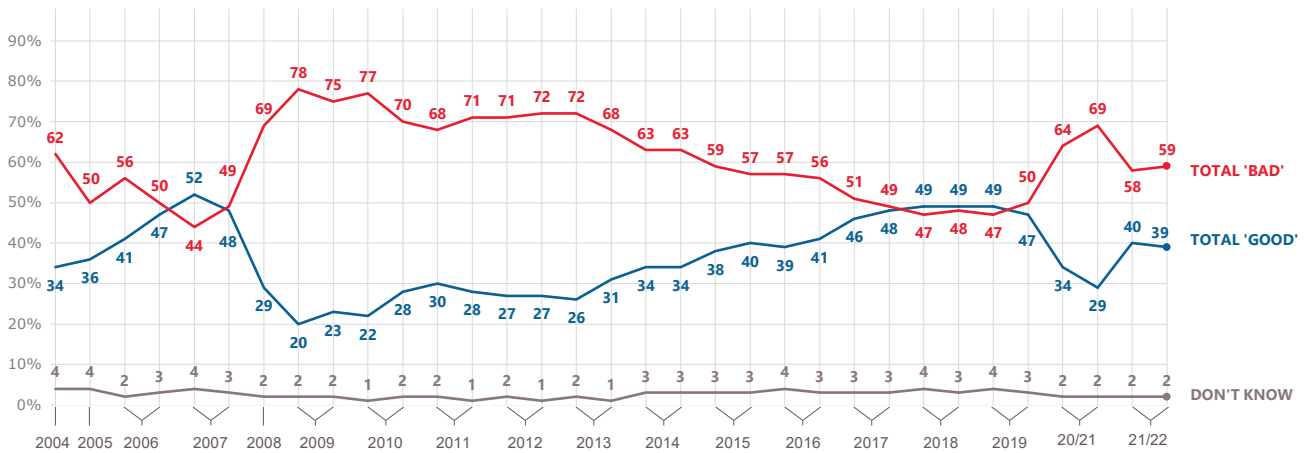


## 1. Current situation of the economy at national level: trend, national results and evolution

The perception of the situation of the national economy has worsened slightly since spring 2021, with 39% of EU citizens now describing the situation of their national economy as “good” (-1 percentage point). Although this level is higher than in 2020, it remains below that measured in the period autumn 2016 – autumn 2019.

Since spring 2021, the proportion of respondents who think the situation of their national economy is “bad” has increased slightly (59%, +1 percentage point), and this remains the view of the majority of citizens.

QA1.2 How would you judge the current situation in each of the following?  
The situation of the (NATIONALITY) economy (% - EU)



## Standard Eurobarometer 96 Winter 2021-2022

### Opinions about the current situation of the national economy are extremely variable across Member States,

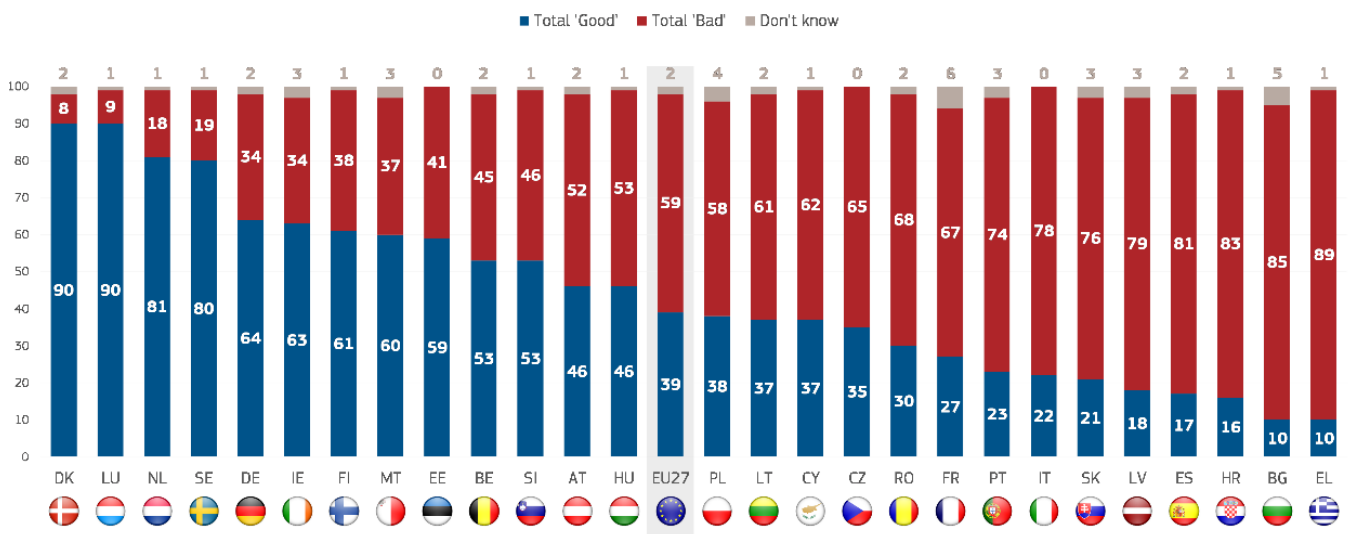
ranging from 90% in Denmark and Luxembourg, who think the situation is good, to 10% in Bulgaria and Greece who have the same opinion.

In 11 Member States the majority hold a positive view (down from 12 in spring 2021), with the highest levels seen in Denmark and Luxembourg (90%), the Netherlands (81%) and Sweden (80%). In contrast, 10% in Greece and Bulgaria and 16% in Croatia think the same way.

The trends since spring 2021 are mixed. In 12 countries the positive view is now more widespread, although Portugal (23%, +12 percentage points) is the only country where the increase is more than ten points. In 13 countries the positive view has declined, with the largest in Lithuania (37%, -18), Belgium (53%, -13) and Estonia (59%, -10). Opinion remains unchanged in Croatia and Czechia.

The negative view is now the majority opinion in Lithuania.

**QA1.2 How would you judge the current situation in each of the following?**  
(% - The situation of the (NATIONALITY) economy)

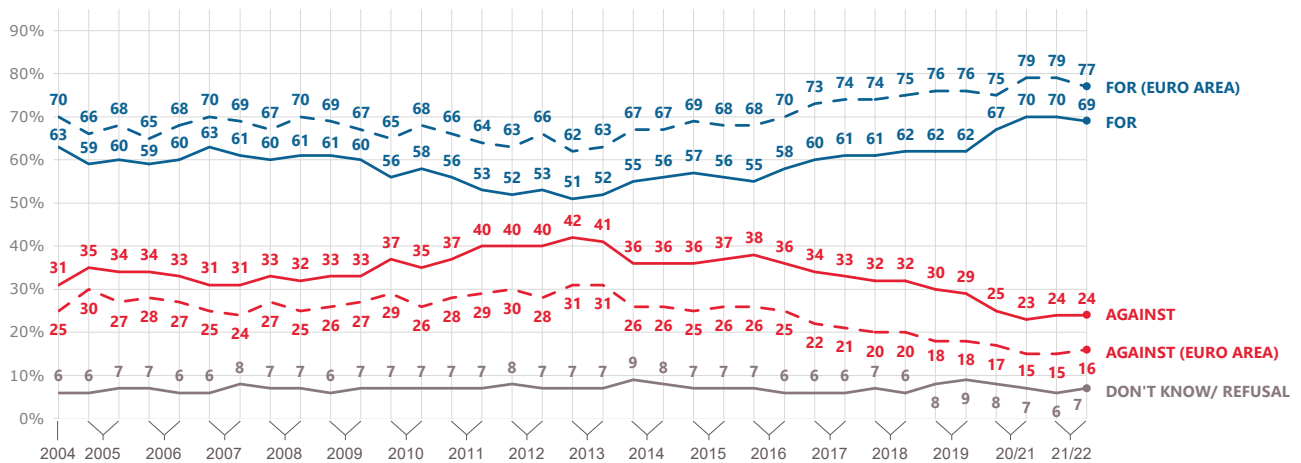


## 2. Support for the Euro: trend and national results

**Support for a European economic and monetary union with one single currency, the euro has declined slightly since spring 2021 (69%, -1 percentage point), but remains the second highest level ever recorded.** In contrast, less than one quarter of EU citizens are “against” a European economic and monetary union with one single currency, the euro (24%, =), the second lowest level of opposition since 2004.

In the euro area, support has declined slightly to 77% (-2 percentage points), while the proportion who are opposed to the euro has slightly increased (16%, +1).

**QB3.1** What is your opinion on each of the following statements? Please tell for each statement, whether you are for it or against it.  
**A European economic and monetary union with one single currency, the euro (% - EU)**



## Standard Eurobarometer 96 Winter 2021-2022

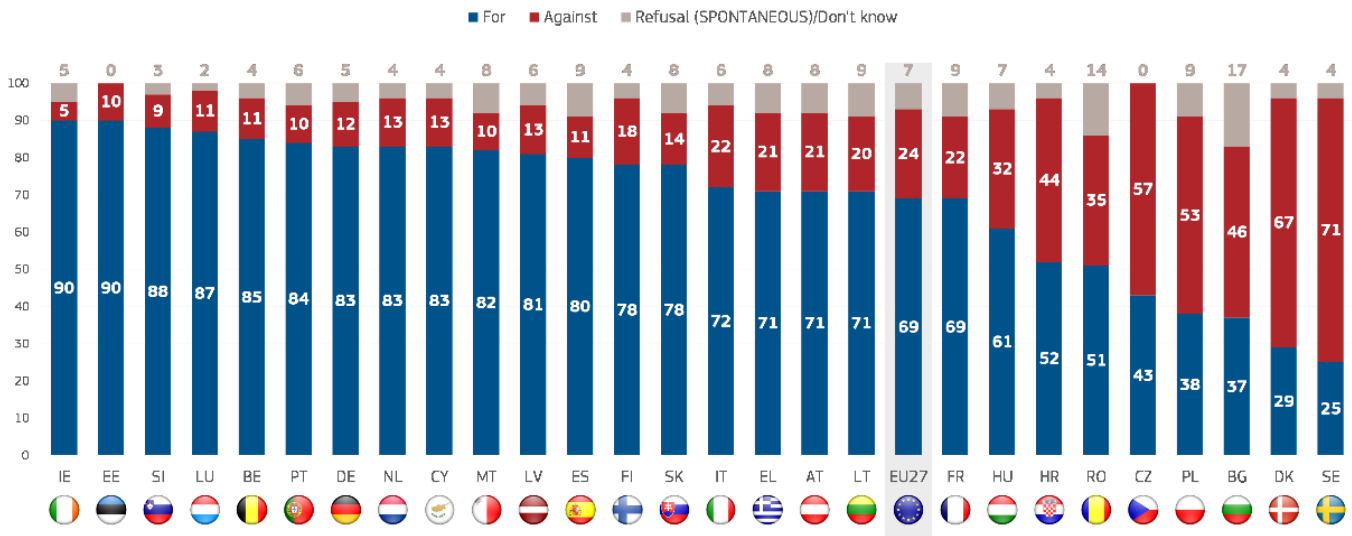
**The majority of respondents in 22 Member States are for “a European economic and monetary union with one single currency, the euro” (unchanged since spring 2021).** Support is strongest in Estonia and Ireland (both 90%), but at least eight in ten in Slovenia (88%), Luxembourg (87%), Belgium (85%), Portugal (84%), Germany, Cyprus and the Netherlands (each 83%), Malta (82%), Latvia (81%) and Spain (80%) are also in favour of an economic union and a single currency.

The majority in Hungary (61%), Croatia (52%) and Romania (51%) are also for a European economic and monetary union with one single currency, the euro, even though these countries are outside the euro area.

In five countries outside the euro area, a majority of respondents are against the euro: Sweden (71%), Denmark (67%), Czechia (57%), Poland (53%) and Bulgaria (46% vs 37% “for”).

Support for the euro has declined in 15 Member States since spring 2021, with the largest decreases in Lithuania (71%, -12 percentage points), Belgium (85%, -7), Spain (80%, -6) and Hungary (61%, -6). In contrast, support has increased in 11 countries, particularly in Czechia (43%, +10), Cyprus (83%, +9) and Croatia (52%, +7). Opinion in Ireland is unchanged.

**QB3.1 What is your opinion on each of the following statements? Please tell for each statement, whether you are for it or against it.**  
(% - A European economic and monetary union with one single currency, the euro)



### 3. Opinion on the effect of the Euro

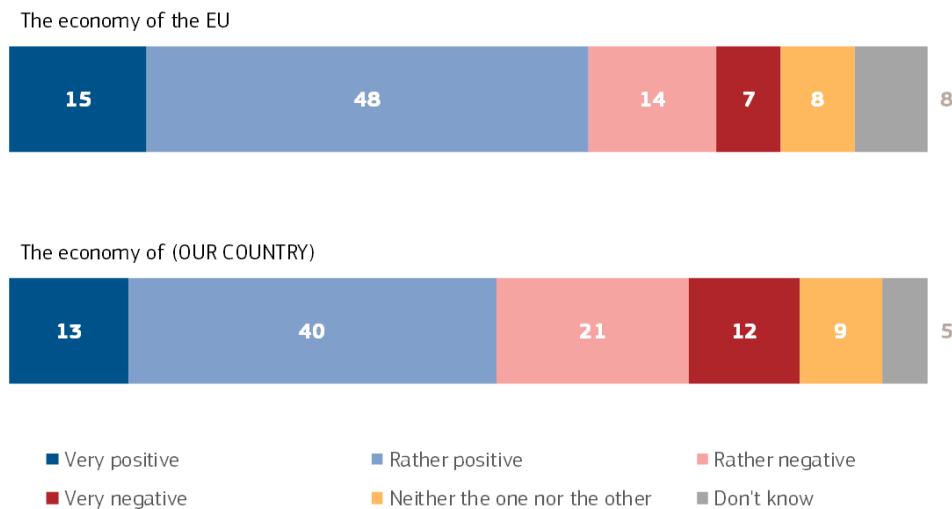
Respondents living in the euro area were asked their opinion on the influence of the euro on the economy of the EU and their country over the 20 years since it was introduced<sup>27</sup>.

**Citizens are more positive about the impact of the euro on the European economy than they are about its impact on their national economy.**

The majority of respondents think the euro has been positive for the economy of the EU (63%) over the last 20 years, with 15% saying it has been “very positive”, and 48% that it has been “rather positive”. Just over one in five (21%) think the euro has been negative for the European economy, with 7% saying it has been “very negative” and 14% that it has been “rather negative”. Almost one in ten (8%) say it has neither been negative nor positive, while 8% say they don’t know.

A majority (53%) of all respondents think the euro has been positive for the economy of their country in the last 20 years: 13% say it has been “very positive” and 40% that it has been “rather positive”. One third (33%) have a negative view, with 12% saying the euro has been “very negative” and 21% that it has been “rather negative”. Almost one in ten (9%) say it has been neither one nor the other, while 5% say they don’t know.

**QB8 The year 2022 marks the 20th anniversary of the introduction of euro banknotes and coins in the countries then belonging to the Euro area. Would you say that, over this period, the Euro has been very positive, rather positive, rather negative, very negative or neither the one nor the other for... (% - EU)**



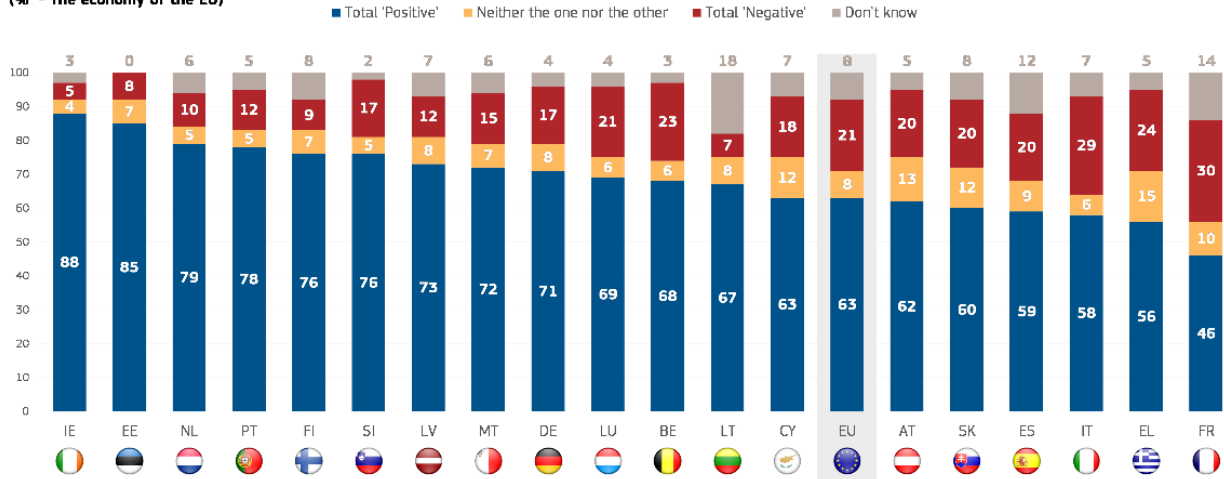
Base: respondents from the euro area

## 4. Opinion on the effect of the Euro: national results

In every country in the euro area, a majority of citizens think the euro has been positive for the European economy in the 20 years since it was introduced. This view is most widespread in Ireland (88%), Estonia (85%), the Netherlands (79%) and Portugal (78%) but is also held by 46% in France (vs 30% 'negative'), 56% in Greece and 58% in Italy.

At least one in ten in Greece (15%), Austria (13%), Cyprus, Slovakia (both 12%) and France (10%) say the effect has been neither positive nor negative, while at least one in ten in Lithuania (18%), France (14%) and Spain (12%) say they don't know.

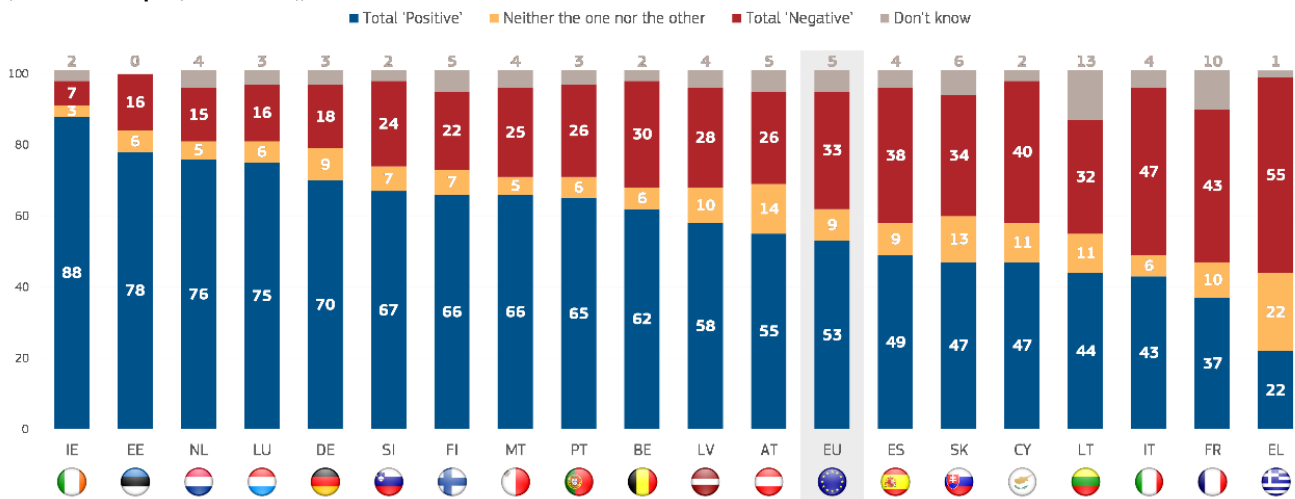
**Q88.2** The year 2022 marks the 20th anniversary of the introduction of euro banknotes and coins in the countries then belonging to the Euro area. Would you say that, over this period, the Euro has been very positive, rather positive, rather negative, very negative or neither the one nor the other for... (% - The economy of the EU)



In 16 countries the majority of respondents say the euro has been positive for their national economy, with the highest proportions observed in Ireland (88%), Estonia (78%), the Netherlands (76%) and Luxembourg (75%). "Positive" is also the majority view in Lithuania (44% vs 32% "negative"), Cyprus (47% vs 40%), Slovakia (47% vs 34%) and Spain (49% vs 38%).

The negative view is the majority opinion in Greece (55% vs 22% "positive"), Italy (47% vs 43% "positive") and France (43% vs 37% "positive").

**Q88.1** The year 2022 marks the 20th anniversary of the introduction of euro banknotes and coins in the countries then belonging to the Euro area. Would you say that, over this period, the Euro has been very positive, rather positive, rather negative, very negative or neither the one nor the other for... (% - The economy of (OUR COUNTRY))



### III. THE MAIN CONCERNS OF EUROPEANS



## 1. Main concerns at European level: trend

The **environment and climate change** is now the most important issue facing the EU at the moment, rising from second position in spring 2021 (26%, +1 percentage point).

Mentions of **Rising prices/ inflation/ cost of living** have increased considerably, moving it from sixth position in spring 2021 to second position (24%, +12). **Immigration** remains in third position (22%, -3).

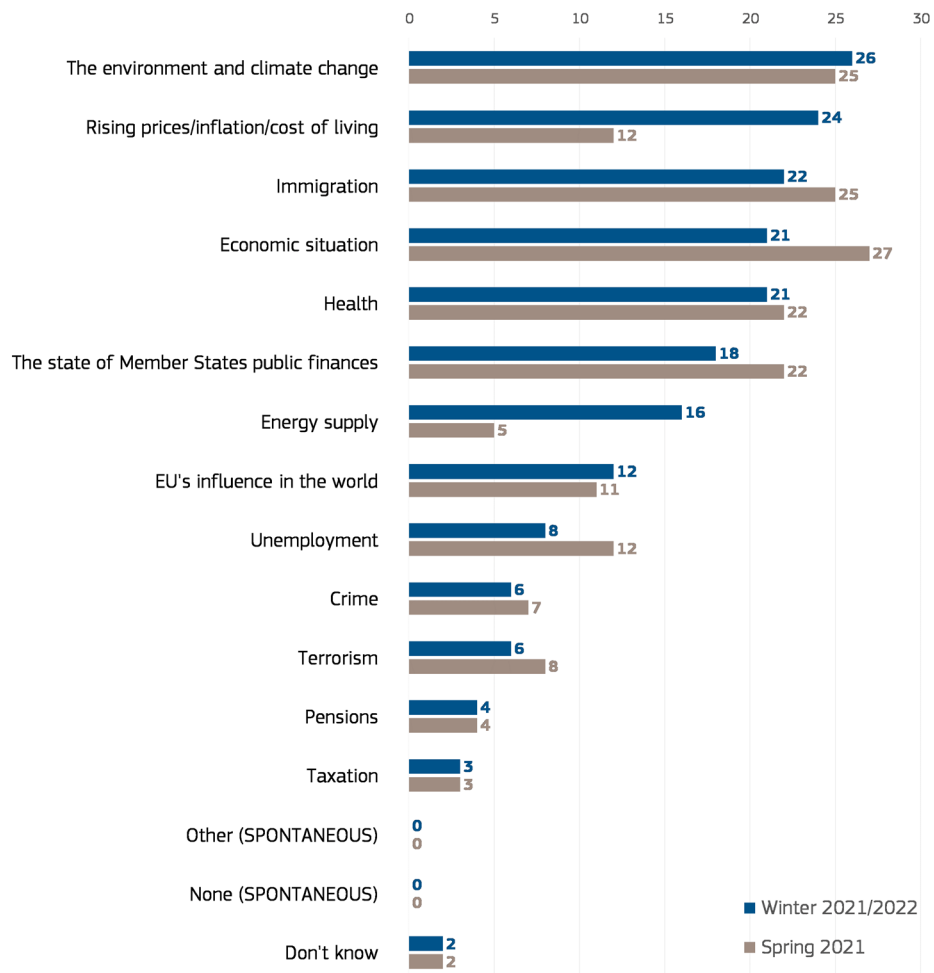
The **economic situation** has declined from first position in spring 2021 to fourth position (21%, -6), reversing almost all the increase seen between winter 2020-2021 and spring 2021. **Health** shares fourth position (21%, -1).

The **state of Member State's public finances** has dropped from fourth to sixth position (18%, -4). Mentions of **energy supply** have increased notably since spring 2021 and this concern has moved from eleventh to seventh position (16%, +11) – the second largest increase recorded.

The **EU's influence on the world** is in eighth position (12%, +1) and **unemployment** has dropped from sixth position in spring 2021 and now sits in ninth place (8%, -4).

Four other issues are mentioned by fewer than one in ten respondents: **crime** (6%, -1), **terrorism** (6%, -2), **pensions** (4%, =) and **taxation** (3%, =).

Q45 What do you think are the two most important issues facing the EU at the moment? (MAX. 2 ANSWERS)  
(% - EU)



## 2. Main concerns at European level: national results

**The environment and climate change ranks as the most important issue facing the EU at an overall level and is in the top three in 16 EU Member States.**

**The environment and climate change** is viewed as the most important issue by 26% of respondents in the EU as a whole. It is the most mentioned issue in nine countries (no change from spring 2021), with the highest levels seen in Denmark (53%), Sweden (52%) and the Netherlands (50%). It ranks second in Ireland (29%) and Portugal (25%), and joint second with immigration in Luxembourg (28% each). The environment and climate change ranks third in Hungary and Slovenia (both 22%) and joint third with immigration in Czechia (25% each issue) and Estonia (26% each issue).

**Rising prices/ inflation/ cost of living** is the second most mentioned issue at the EU level with 24% of respondents. It is the most mentioned issue in six Member States (up from 0 in spring 2021), with the largest shares in Czechia (35%), Croatia (33%), Ireland and Latvia (both 32%) – although it is only the second most mentioned issue in Czechia after energy supply. Rising prices/ inflation/ cost of living is the second most mentioned issue in six countries including Czechia, Estonia (30%) and Germany (29%). It ranks third in Malta (26%), Italy (25%), and Romania and Belgium (both 21%). It ranks joint third with immigration and the economic situation in Portugal (all 20%).

**Immigration** ranks third at an overall EU level with 22% in the EU saying it is the one of the most important issues facing the EU, and it is also the most mentioned issue in Cyprus (61%), Lithuania (34%) and Hungary (33%). It is the second most mentioned issue in seven countries, with the highest levels in the Netherlands (33%), Denmark, Luxembourg, and Malta (all 28%). Immigration is the third most mentioned issue in nine countries including Latvia (28%), France (25%) and Greece (24%). It shares third place in Bulgaria with the economic situation (25% each), in Estonia and Czechia with the environment and climate change, and in Portugal with rising prices/ inflation/ cost of living and the economic situation (all 20%).

**The economic situation and health rank fourth at an overall EU level, at 21% each.** The **economic situation** is the most mentioned issue in Spain (down from three countries in spring 2021), and the second most mentioned in Italy (30%), Austria (25%) and Romania (22%). It is the third most mentioned issue in Slovakia (25%), Croatia (23%), Cyprus (19%), Lithuania (17%). It shares third place with immigration in Bulgaria (both 25%) and with rising prices/ inflation/ cost of living and immigration in Portugal (all 20%).

**Health** is the most mentioned issue in six countries including Greece (38%), Slovenia and Bulgaria (both 35%) and it shares first place with the state of Member States' public finances in Portugal (26%). It ranks second in Cyprus (32%), Croatia (27%) and Spain (25%), and third in Poland and Austria (both 23%).

**The state of Member States' public finances** ranks joint first in Portugal along with health (both 26%). It ranks second in Finland (31%), Greece (27%), Slovakia (26%) and Hungary (24%) and third in Germany (22%) and Luxembourg (18%).

**Energy supply** ranks seventh at an overall EU level but is the most mentioned issue in Estonia (47%) and Czechia (42%). It is in second place in Sweden and Latvia (both 30%) and third in Denmark (23%) and Ireland (20%).

**The EU's influence in the world** ranks eighth overall and is the only other issue that ranks in the top three in any country sitting in third position in Finland (27%) and the Netherlands (23%).

## Standard Eurobarometer 96 Winter 2021-2022

**QA5 What do you think are the two most important issues facing the EU at the moment? (MAX. 2 ANSWERS)**  
(%)

	EU27	BE	BG	CZ	DK	DE	EE	IE	EL	ES	FR	HR	IT	CY	LV	LT	LU	HU	MT	NL	AT	PL	PT	RO	SI	SK	FI	SE
The environment and climate change	26	36	9	25	53	37	26	29	15	15	29	17	17	14	12	14	28	22	35	50	30	14	25	15	22	13	33	52
Rising prices/ inflation/ cost of living	24	21	26	35	21	29	30	32	16	18	27	33	25	9	32	26	30	20	26	15	22	29	20	21	21	31	18	9
Immigration	22	23	25	25	28	20	26	17	24	20	25	16	16	61	28	34	28	33	28	33	19	24	20	11	23	21	22	23
Economic situation	21	19	25	18	14	15	13	16	21	28	17	23	30	19	24	17	15	18	23	14	25	19	20	22	16	25	20	15
Health	21	16	35	9	7	13	15	18	38	25	19	27	33	32	12	12	15	20	21	10	23	23	26	28	35	18	10	6
The state of Member States public finances	18	15	8	16	10	22	11	11	27	17	10	22	17	6	11	13	18	24	19	17	15	20	26	16	14	26	31	12
Energy supply	16	20	20	42	23	16	47	20	10	14	11	16	16	3	30	12	17	14	5	20	14	12	7	15	20	12	15	30
EU's influence in the world	12	15	11	19	20	18	21	10	17	8	11	12	4	3	10	15	17	12	9	23	11	11	8	8	15	13	27	19
Unemployment	8	6	5	0	3	3	1	10	12	17	7	6	21	11	5	4	7	4	6	1	10	4	6	5	4	5	2	5
Crime	6	9	5	2	4	6	2	8	5	4	11	8	3	14	3	4	7	7	5	3	9	4	3	11	5	8	6	13
Terrorism	6	6	5	4	8	5	5	11	6	3	9	7	3	10	8	9	4	10	3	6	6	7	8	10	5	8	7	9
Pensions	4	4	2	0	0	3	0	3	1	4	6	4	5	2	2	2	4	4	1	1	5	6	3	7	2	4	2	1
Taxation	3	4	1	0	1	1	1	5	1	4	1	3	4	2	5	6	2	2	2	1	3	5	4	6	2	2	2	1
Other (SPONTANEOUS)	0	0	1	0	0	1	0	0	0	0	0	0	0	0	0	1	0	0	1	0	1	0	0	0	0	1	0	0
None (SPONTANEOUS)	0	0	0	0	0	0	0	0	0	0	0	0	0	1	0	1	0	0	1	0	0	0	0	0	0	0	0	0
Don't know	2	0	5	0	1	1	0	0	1	6	4	0	1	3	3	5	0	1	5	0	1	2	4	3	2	1	1	0

1st MOST FREQUENTLY MENTIONED ITEM

2nd MOST FREQUENTLY MENTIONED ITEM

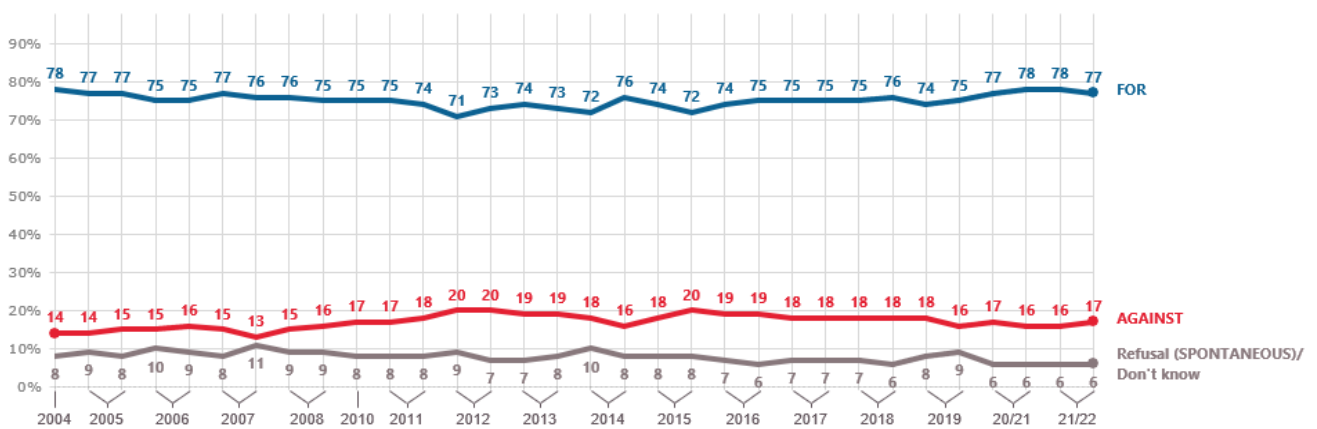
3rd MOST FREQUENTLY MENTIONED ITEM

### 3. Support for a common defence and security policy among EU Member States: trend

**More than three-quarters of Europeans (77%) are in favour of “a common defence and security policy among EU Member States”.** Since the question was introduced in autumn 2004, support for a common defence and security policy reached its highest levels in winter 2020-2021 and spring 2021. Although it has slightly decreased in the current survey from winter 2020-2021 by one percentage point, support for this policy remains at a high level.

Meanwhile, 17% (+1) of respondents do not support the idea of a common defence and security policy among the EU Member States, and 6% (=) did not provide an answer or said that they “don’t know”.

**QB6.2** What is your opinion on each of the following statements? Please tell for each statement, whether you are for it or against it.  
**A common defence and security policy among EU Member States (% - EU)**



## 4. Support for a common defence and security policy among EU Member States: evolutions and national results

In all EU Member States (unchanged since spring 2021) a majority of respondents support a common defence and security policy among EU Member States. The highest proportions are seen in Cyprus (95%), Lithuania (89%) and Estonia (87%). At the other end of the scale, support is lowest in Sweden (58%) and Austria (61%), the former being the only Member State where less than six in ten respondents support such a policy.

Sweden (38%) and Austria (33%) are the only two Member States where a third or more of respondents are not in favour of this policy.

In 11 Member States (compared with nine in the previous survey), support for a common defence and security policy has gained ground since spring 2021. This is particularly the case in Ireland (75%, +9), and Cyprus (95%) and Croatia (79%) (both +5). Proportions have remained unchanged in Estonia (87%), Germany (83%) and Greece (79%).

On the other hand, support has declined in 13 Member States, most notably in Slovakia (73%, -7), France (68%, -6) and Belgium (86%, -5).

QB6.2 What is your opinion on each of the following statements? Please tell for each statement, whether you are for it or against it.  
A common defence and security policy among EU Member States (%)

		EU27	IE	HR	CY	PT	RO	CZ	IT	MT	LU	NL	PL	DE	EE	EL	LT	BG	LV	HU	AT	DK	ES	FI	SI	SE	BE	FR	SK
For	Winter 2021/2022	77	75	79	95	77	71	86	78	76	85	83	77	83	87	79	89	68	80	73	61	68	81	70	81	58	86	68	73
	Δ Spring 2021	▼1	▲9	▲5	▲5	▲4	▲4	▲3	▲3	▲3	▲2	▲2	▲2	=	=	=	▼1	▼2	▼2	▼2	▼2	▼3	▼3	▼3	▼4	▼4	▼5	▼6	▼7
Against	Winter 2021/2022	17	15	17	3	13	19	14	16	16	13	14	19	12	13	19	7	19	14	21	33	30	9	23	14	38	11	21	18
	Δ Spring 2021	▲1	▼19	▼4	▼1	▼5	▼5	▼1	▼5	▲3	▲2	▼4	▲1	▲1	=	=	▼3	▲3	=	▲1	▲3	▲6	▲1	▼4	▲1	▲1	▲3	▲5	▲3
Refusal (SPONTANEOUS)	Winter 2021/2022	1	2	2	1	1	4	0	2	1	0	1	2	1	0	1	1	2	1	2	3	0	2	0	2	1	1	0	3
	Δ Spring 2021	=	▲2	=	▼2	▲1	▲1	=	▲1	=	▼2	▲1	▼1	=	=	=	▲1	▼1	▲1	▼1	=	▼1	▲1	=	▲2	▲1	▲1	▼1	▲2
Don't know	Winter 2021/2022	5	8	2	1	9	6	0	4	7	2	2	2	4	0	1	3	11	5	4	3	2	8	7	3	3	2	11	6
	Δ Spring 2021	=	▲8	▼1	▼2	=	=	▼2	▲1	▼6	▼2	▲1	▼2	▼1	=	=	▲3	=	▲1	▲2	▼1	▼2	▲1	▲7	▲1	▲2	▲1	▲2	▲2

## 5. Main concerns at national level: trend

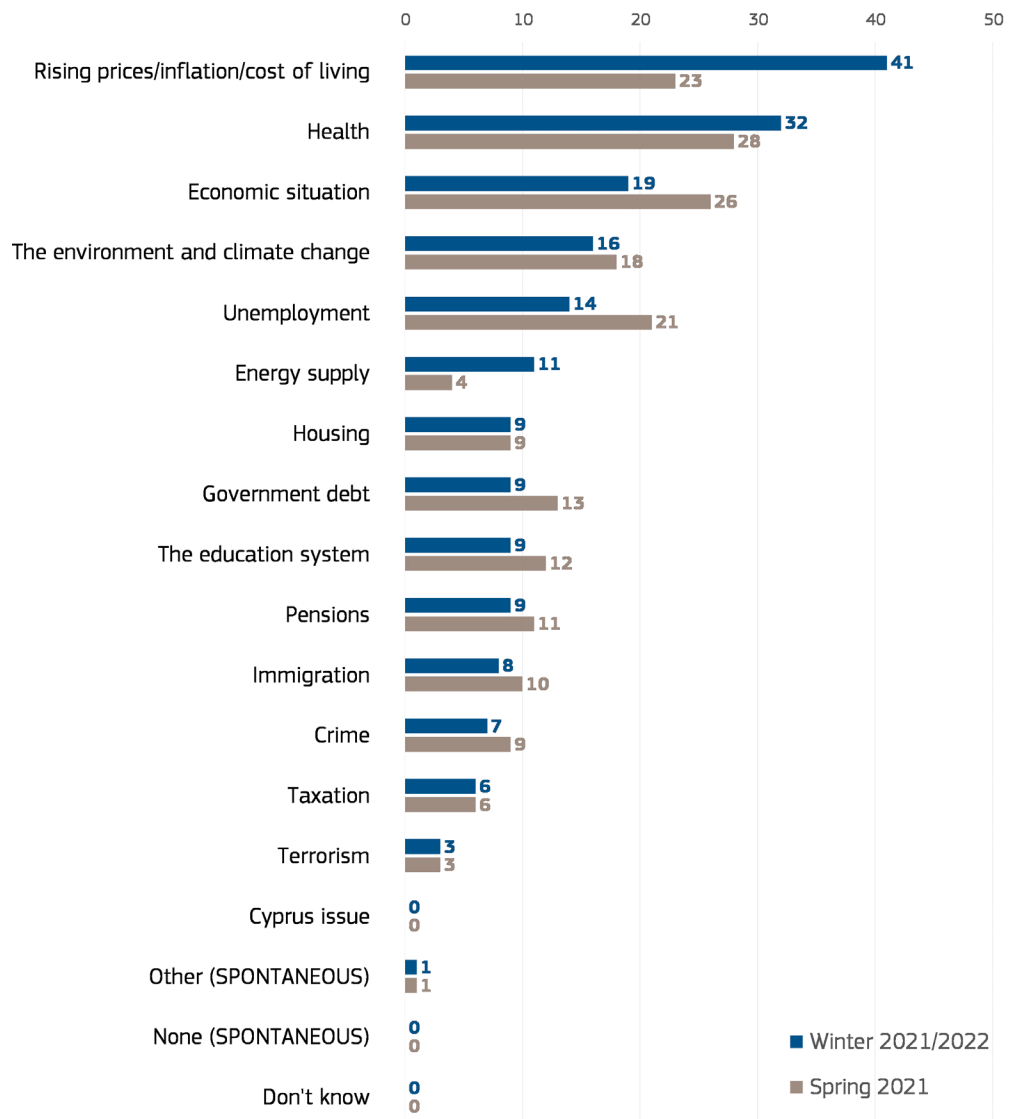
**Rising prices/ inflation/ cost of living is the most important national issue for Europeans**, and mentions have increased dramatically since spring 2021 (41%, +18 percentage points). This is on top of a seven-point increase in mentions between winter 2020-2021 and spring 2021.

Mentions of **health** have increased slightly, although this issue has dropped from first to second position (32%, +4). **Health** is the only other issue mentioned by at least one in five Europeans. The **economic situation** has dropped one position to third and mentions have also decreased since spring 2021 (19%, -7).

**The environment and climate change** has risen from fifth to fourth position (16%, -2), while **unemployment** has dropped from fourth to fifth (14%, -7). **Energy supply** is the only other issue mentioned by at least one in ten. It is in sixth position, up from thirteenth in spring 2021 (11%, +7).

Fewer than one in ten respondents mention the other issues: **housing** (9%, =), **government debt** (9%, -4), **the education system** (9%, -3), **pensions** (9%, -2), **immigration** (8%, -2), **crime** (7%, -2), **taxation** (6%, =) and **terrorism** (3%, =).

### QA3 What do you think are the two most important issues facing (OUR COUNTRY) at the moment? (MAX. 2 ANSWERS) (% - EU)



## 6. Main concerns at national level: national results

**Rising prices/ inflation/ cost of living is viewed as one of the three most important issues facing their country by citizens in 25 EU Member States, while health ranks in the top three in 23 countries and the economic situation is in the top three for 13 Member States.**

**Rising prices/ inflation/ cost of living** ranks first in the EU overall, mentioned by 41% of respondents. It ranks first in 16 Member States (up from seven in spring 2021), with the largest proportions in Estonia (71%), Czechia (70%) and Lithuania (69%). It is the second most mentioned concern in five countries, with the largest share in Luxembourg (50%). It is in third position in four countries including the Netherlands (34%).

**Health** is in second position at EU level, mentioned by 32% of Europeans. It is the most mentioned issue in six Member States (up from five in spring 2021): Slovenia (52%), Spain (42%), Greece (41%), Italy (38%), Austria (37%) and Cyprus (36%). It is the second most mentioned issue in ten countries including Bulgaria (44%), Hungary (41%) and Portugal (39%), and the third most mentioned issue in seven countries including Denmark (36%).

Mentioned by 19% of Europeans, **the economic situation** ranks third overall, and it does not rank first in any country (down from four countries in spring 2021). It is the second most mentioned concern in Greece (40%), Cyprus (35%), Italy (34%) and Croatia (25%). It is the third most mentioned issue in nine countries including Slovakia (28%), Romania (27%) and Bulgaria (26%).

**The environment and climate change** ranks fourth in the EU overall (16%), but is the most mentioned item in Denmark (44%) and Sweden (34%). It is the second most mentioned item in the Netherlands (40%), Malta (30%) and Germany (29%) and the third most mentioned item in France and Latvia (both 17%).

In the EU overall, **unemployment** ranks fifth in the list of issues facing a respondents' country (14%). It is the second most mentioned issue in Spain (35%) and third in Greece (34%) and Croatia (23%).

**Energy supply** ranks sixth at an overall EU level (11%). It is the second most mentioned issue in Estonia (50%) and Belgium (28%), and the third most mentioned in Czechia (28%).

**Housing** is the most mentioned concern in Luxembourg (54%), Ireland (50%) and the Netherlands (42%), but ranks equal seventh at EU level along with government debt, the education system, and pensions (all 9%). **Government debt** is the second most mentioned issue in Czechia (31%) and the third most mentioned in Finland (26%) and Slovenia (17%).

Crime and taxation are the only other issues that rank in the top three in any member State. **Crime** ranks 12<sup>th</sup> in the EU overall (7%), but is the second most mentioned issue in Sweden (32%), while **taxation** is the second most mentioned issue in Lithuania (27%) but ranks 13<sup>th</sup> at an overall EU level (6%).

QA3 What do you think are the two most important issues facing (OUR COUNTRY) at the moment? (MAX. 2 ANSWERS)  
(%)

	EU27	BE	BG	CZ	DK	DE	EE	IE	EL	ES	FR	HR	IT	CY	LV	LT	LU	HU	MT	NL	AT	PL	PT	RO	SI	SK	FI	SE
Rising prices/ inflation/ cost of living	41	40	63	70	39	45	71	44	32	27	39	55	30	32	57	69	50	49	54	34	35	58	47	43	39	56	35	16
Health	32	21	44	12	36	22	33	39	41	42	29	25	38	36	32	20	15	41	25	31	37	33	39	30	52	33	30	24
Economic situation	19	11	26	14	8	10	13	8	40	26	11	25	34	35	22	21	3	19	20	7	21	20	25	27	14	28	22	7
The environment and climate change	16	19	3	7	44	29	8	13	4	5	17	4	7	4	1	3	17	9	30	40	16	9	8	9	6	7	22	34
Unemployment	14	8	11	1	2	3	2	8	34	35	15	23	29	15	8	8	5	8	3	1	19	4	17	7	5	13	12	8
Energy supply	11	28	10	28	21	16	50	7	2	8	4	7	10	2	14	10	9	5	2	13	8	9	2	9	13	10	7	23
Housing	9	5	1	15	4	15	2	50	1	6	7	4	3	7	4	1	54	7	6	42	5	5	6	5	14	5	2	5
Government debt	9	15	3	31	7	8	1	5	9	6	8	12	9	3	10	6	1	12	10	2	10	10	8	10	17	8	26	1
The education system	9	9	9	9	8	11	5	3	6	5	15	4	7	12	15	7	11	10	7	7	10	7	6	11	3	9	8	21
Pensions	9	10	10	8	4	8	6	3	4	11	13	13	7	5	12	5	5	11	2	4	8	7	10	11	8	13	8	6
Immigration	8	9	3	2	11	11	3	2	10	6	10	5	9	28	3	9	4	11	12	6	15	7	2	3	5	2	9	16
Crime	7	7	3	0	4	6	0	8	8	4	16	12	3	11	1	1	12	4	11	6	6	4	3	8	8	4	4	32
Taxation	6	10	2	2	5	2	3	5	5	8	4	4	8	2	13	27	5	4	4	3	4	11	18	6	4	3	9	4
Terrorism	3	2	1	0	2	3	1	1	1	1	6	2	1	2	1	1	0	2	0	1	3	3	1	3	1	1	1	2
Other (SPONTANEOUS)	1	0	1	0	0	1	0	0	1	1	0	0	0	1	0	1	0	0	2	0	0	0	0	0	0	1	0	0
None (SPONTANEOUS)	0	0	0	0	0	0	0	0	0	1	0	0	0	0	0	0	0	0	0	0	0	0	0	0	0	0	0	0
Don't know	0	0	0	0	0	0	0	0	0	0	1	0	0	0	0	0	0	0	0	0	0	0	0	0	1	1	0	1

1st MOST FREQUENTLY MENTIONED ITEM

2nd MOST FREQUENTLY MENTIONED ITEM

3rd MOST FREQUENTLY MENTIONED ITEM

## IV. EUROPEAN CITIZENSHIP



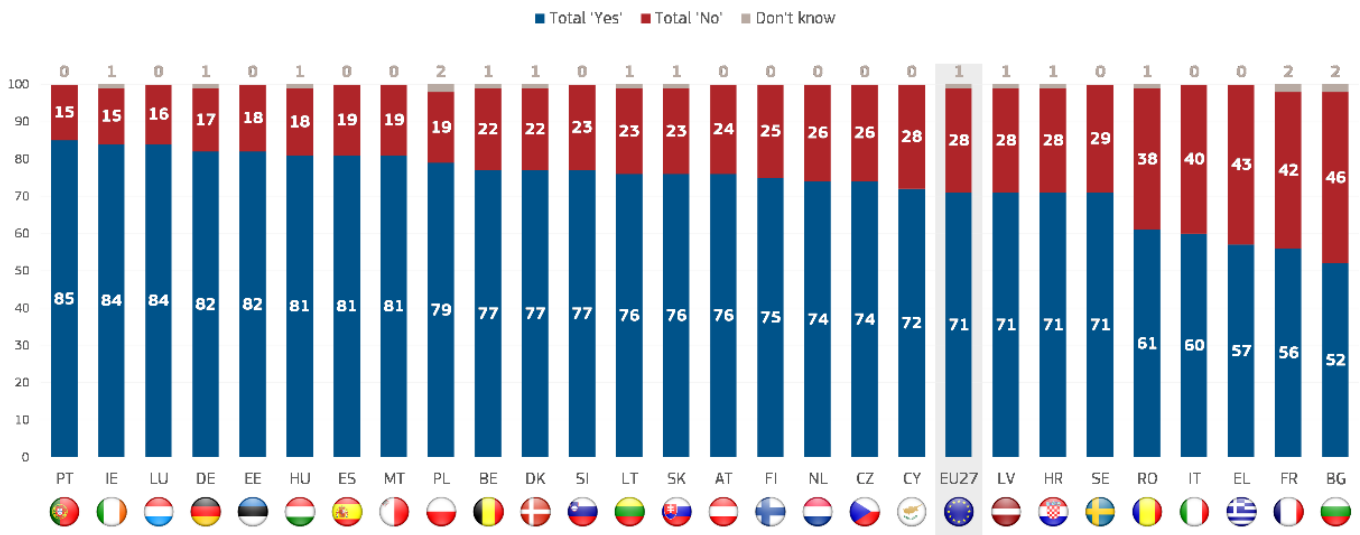
## 1. Feeling like a citizen of the European Union: national results

**Just over seven in ten citizens in the EU say they feel they are citizens of the EU, (71%, -1 percentage point since spring 2021), and this opinion is held by a majority in each Member State.**


There are eight countries (down from 10 in spring 2021) where at least eight in ten feel they are EU citizens: Portugal (85%), Ireland and Luxembourg (both 84%), Germany and Estonia (both 82%) and Spain, Hungary and Malta (each 81%). More than half in Bulgaria (52%), France (56%) and Greece (57%) feel the same way.

Trends since spring 2021 are mixed. In 13 countries feelings of EU citizenship have increased since spring 2021, with the largest in Czechia (74%, +7 percentage points), Greece (57%, +6), the Netherlands (74%, +5) and Sweden (71%, +5). In contrast, the feeling of being an EU citizen has declined in 12 EU Member States, most notably in Romania (61%, -7) and France (56%, -5).

**QC2.1 For each of the following statements, please tell to what extent it corresponds or not to your own opinion.**  
**(% - You feel you are a citizen of the EU)**



# V. THE EU AND THE CORONAVIRUS PANDEMIC

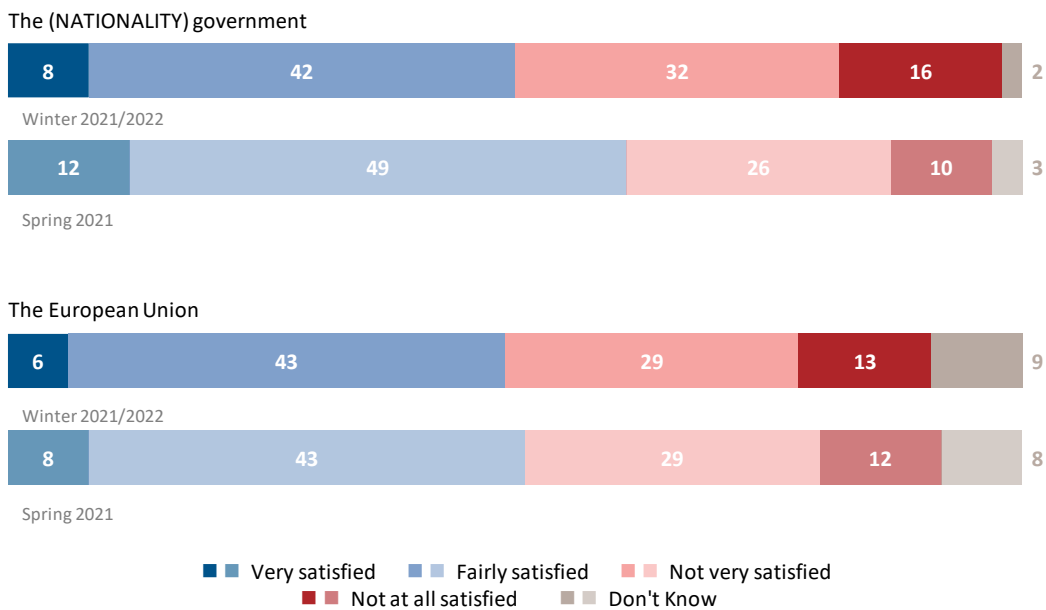


## 1. Satisfaction with the measures to fight the crisis: trend and national results

Satisfaction with the measures taken by the European Union to fight the coronavirus pandemic has declined slightly since spring 2021 with just under half of EU citizens now satisfied (49%, -2 percentage points). Dissatisfaction has also increased slightly (42%, +1), while 9% of citizens say they don't know (+1).

There has also been a slight decline in citizens' satisfaction with the measures taken by their national government to fight the coronavirus pandemic, although satisfaction remains the majority view (50%, -3 percentage points since spring 2021). Dissatisfaction has increased slightly (48%, +2), while 2% (+1) say they don't know.

QA12 In general, how satisfied are you with the measures taken to fight the coronavirus pandemic by....? (% - EU)



## Standard Eurobarometer 96 Winter 2021-2022

In 17 EU Member States a majority of respondents are satisfied with the measures taken by the European Union to fight the pandemic (down from 21 Member States in spring 2021), with the largest proportions seen in Portugal (79%), Ireland (75%), Denmark and Malta (both 71%).

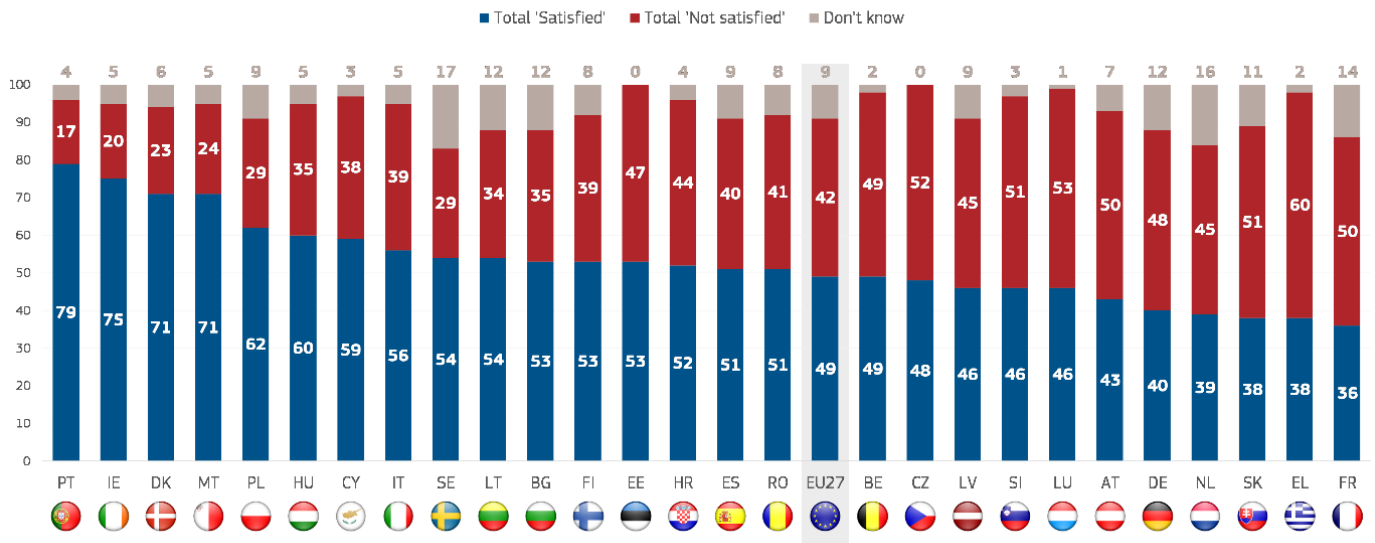
In nine countries, a majority of respondents are “not satisfied”, with the largest shares in Greece (60%), Luxembourg (53%) and Czechia (52%). Opinion is evenly divided in Belgium (49% “satisfied” vs 49% “not satisfied”).

Satisfaction with the measures taken by the European Union to fight the coronavirus pandemic has fallen in 17 countries since spring 2021, with the largest declines seen in Lithuania (54%, -15 percentage points), the Netherlands (39%, -12) and Sweden (54%, -11). There are eight countries where satisfaction has increased, with the largest in Portugal (79%, +9) and Denmark (71%, +6).

There has been no change in Hungary and Germany.

Satisfaction has gone from the majority to the minority opinion in the Netherlands.

**QA12.3 In general, how satisfied are you with the measures taken to fight the coronavirus pandemic by...? (% - The European Union)**



## Standard Eurobarometer 96 Winter 2021-2022

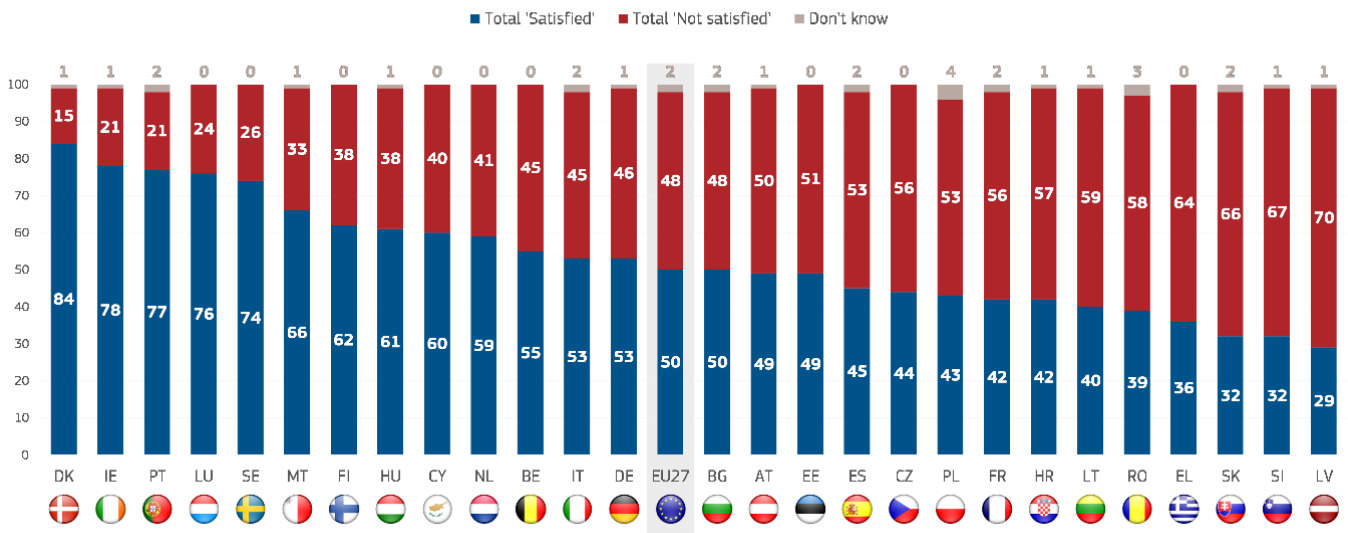
A majority of respondents in 14 Member States are satisfied with the measures taken by their national government to fight the coronavirus pandemic (down from 18 in spring 2021). However, this masks a high level of variation between countries, with proportions ranging from 84% in Denmark to 29% in Latvia. In 13 countries a majority are dissatisfied, with at least two thirds in Latvia (70%), Slovenia (67%) and Slovakia (66%) “not satisfied”.

Satisfaction with the measures taken by their national government to fight the coronavirus pandemic has declined in 19 countries since spring 2021, and in six countries the drop is at least ten percentage points: Lithuania (40%, -16 percentage points), the Netherlands (59%, -15), Austria (49%, -12), Estonia (49%, -12), Finland (62%, -11) and Poland (43%, -10). There are six countries where satisfaction has increased, most notably in Ireland (78%, +11), Sweden (74%, +10) and Portugal (77%, +9).

There has been no change in Hungary and Bulgaria.

Satisfaction has gone from the majority to the minority opinion in Estonia, Lithuania, Austria and Poland.

**QA12.1 In general, how satisfied are you with the measures taken to fight the coronavirus pandemic by...?**  
(% - The (NATIONALITY) government)



## 2. Trust in the EU to make the right decisions in the future: trend and national results

Thinking about EU's response to the pandemic, Europeans are now less likely to trust the EU to make the right decisions in the future (60%, -5 percentage points since spring 2021). Almost four in ten do not trust the EU to make the right decisions (37%, +5), and 3% say they don't know (=).

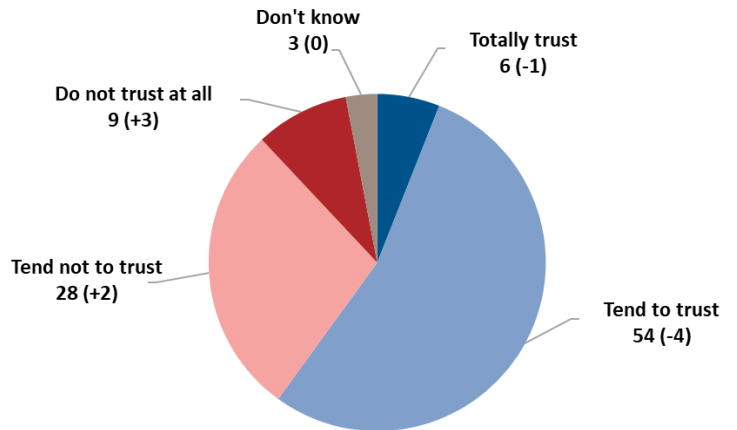
In 25 Member States the majority of citizens in each EU Member State trust the EU to take the right decisions in the future (down from 27 in spring 2021), with the largest proportions observed in Portugal (86%), Ireland (83%) and Denmark (77%). This compares to 50% in Slovenia and Austria and 51% in Slovakia.

A slight majority in France do not trust the EU to make the right decisions in the future (48% vs 47% 'trust'), while opinion is evenly divided in Greece (48% 'trust' vs 48% 'not trust').

Regarding EU's response to the coronavirus pandemic, trust in the EU to take the right decisions in the future has declined in 22 countries since spring 2021, with the largest decreases in France (47%, -14 percentage points), Romania (53%, -10), Spain (66%, -9), Bulgaria (56%, -9), Slovenia (50%, -9). Trust has increased in four countries, with the largest in Cyprus (72%, +5). There has been no change in opinion in Denmark.

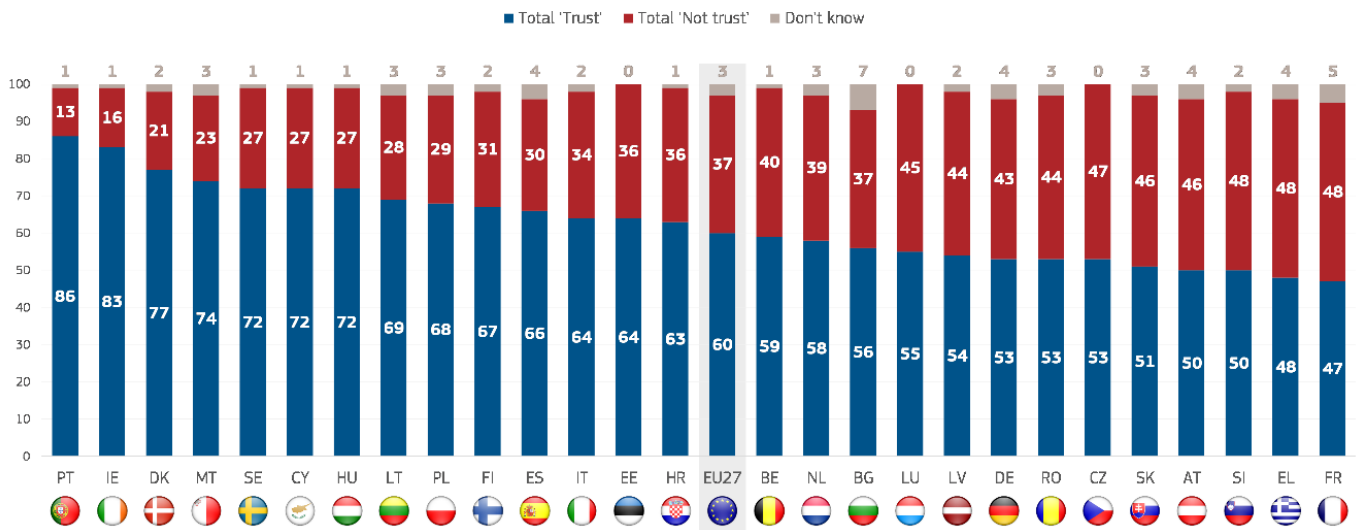
Trust has gone from being the majority to the minority opinion in France.

QA13 Thinking about EU's response to the coronavirus pandemic, to what extent do you trust or not the EU to make the right decisions in the future? (% - EU)



(Winter 2021/2022 - Spring 2021)

QA13 Thinking about EU's response to the coronavirus pandemic, to what extent do you trust or not the EU to make the right decisions in the future? (%)



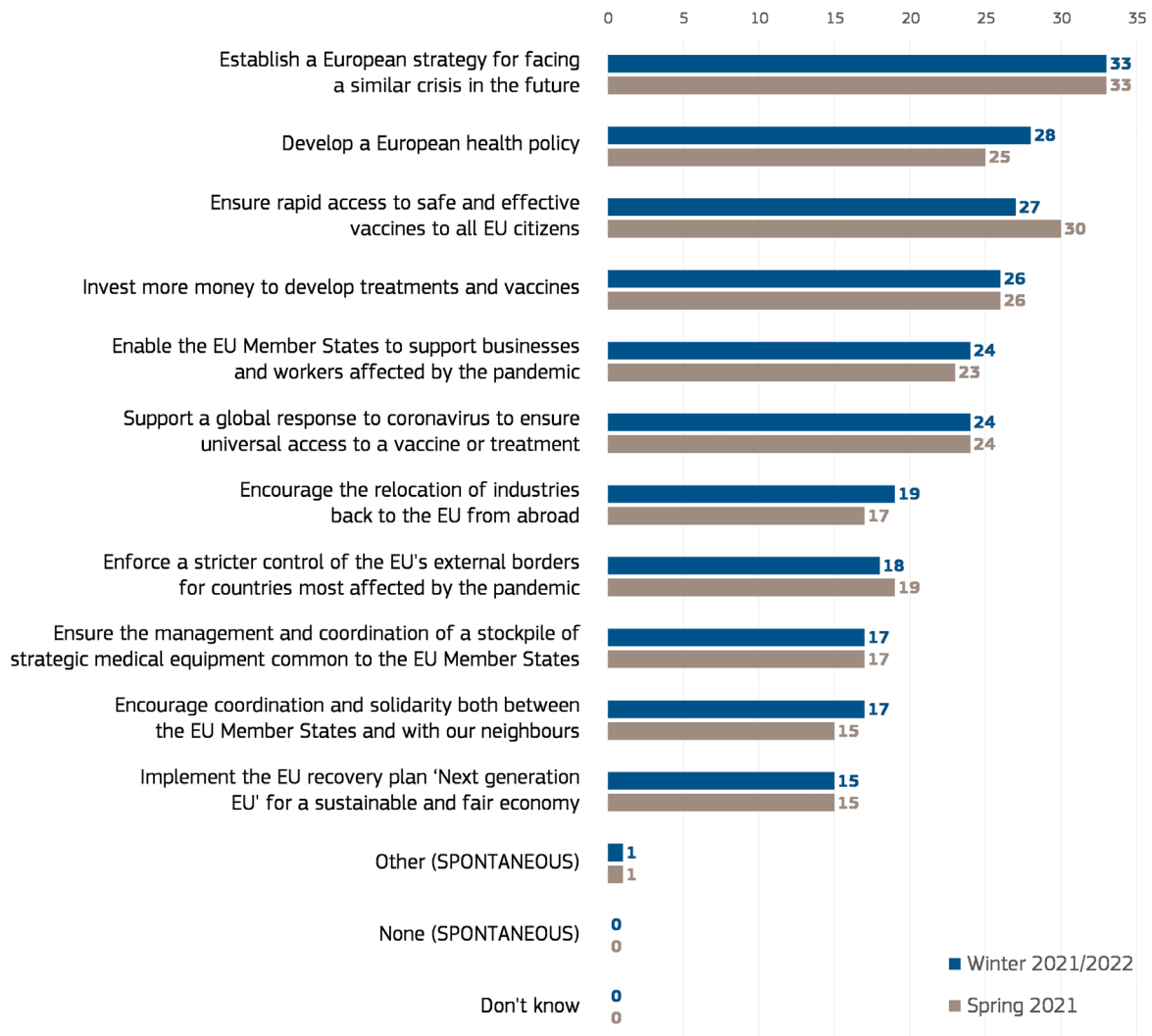
### 3. EU priorities in its response to the coronavirus pandemic

Europeans think the main priority of the EU in response to the coronavirus pandemic should be establishing a European strategy for facing a similar crisis in the future (33%, no change since spring 2021). Up from fourth position in spring 2021, the second most mentioned item is developing a European health policy (28%, +3 percentage points). Ensuring rapid access to safe and effective vaccines to all the EU moves from second to third position (27%, -3).

The fourth most mentioned item is investing more money to develop treatments and vaccines (26%, =). Fifth place is shared by enabling the EU Member States to support businesses and workers affected by the pandemic (24%, +1) and supporting a global response to coronavirus to ensure universal access to a vaccine or treatment (24%, =).

Other items are mentioned by fewer than one in five: encouraging the relocation of industries back to the EU from abroad (19%, +2), enforcing a stricter control of the EU's external borders for countries most affected by the pandemic (18%, -1), ensuring the management and coordination of a stockpile of strategic medical equipment common to the EU Member States (17%, =), encouraging coordination and solidarity both between the EU Member States and with our neighbours (17%, +2) and implementing the EU recovery plan 'NextGenerationEU' for a sustainable and fair economy (15%, =).

QA11 What should the European Union prioritise in its response to the coronavirus pandemic? (MAX. 3 ANSWERS) (% - EU)



**Establishing a European strategy for facing a similar crisis in the future ranks as the top priority for the EU for 33% of citizens, and it is also the most mentioned action in 11 Member States** (shared with developing a European health policy in Romania).

In response to the coronavirus pandemic, respondents in 10 Member States rank **establishing a European strategy for facing a similar crisis in the future** as the top priority, with the highest levels seen in the Netherlands and Sweden (both 51%), Denmark and Estonia (both 48%). This action also shares top position in Romania with developing a European health policy (27% for both). This is the second most mentioned action in eight Member States including Finland (40%), Czechia (38%) and Belgium (37%). Establishing this strategy ranks third position in four Member States and is shared in Hungary with developing a European health policy (both 29%).

**Developing a European health policy** ranks second at an overall EU level at 28% but is in first position in six countries including Belgium, Ireland (both 38%) and Italy (35%) and it shares first position with establishing a European strategy for facing a similar crisis in the future in Romania (27% each). It is in second position in Cyprus (37%), Luxembourg (34%), Greece (32%) and Latvia (28%). Developing a European health policy shares third position with establishing a European strategy for facing a similar crisis in the future in Hungary (29% each) and ranks third in four additional countries including Croatia (31%).

Finland (41%) is the only country where **ensuring rapid access to safe and effective vaccines to all EU citizens** ranks first. It is the second most mentioned issue in Germany (33%) and shares second place in Poland with enabling the EU Member States to support businesses and workers affected by the pandemic (26% each). It is in third position in six countries and also shares third place in France with investing more money to develop treatments and vaccines (24% each), and with encouraging the relocation of industries back to the EU from abroad in Belgium (24% each). This action ranks third at an overall EU level at 27%.

**Investing more money to develop treatments and vaccines** is the fourth most mentioned action at an EU level at 26%. It is the most mentioned action in Spain (34%), Croatia (33%) and Slovakia (31%), and the second most mentioned action in Italy (33%) and Romania (24%). It sits in third position in Malta (27%) and shares third place in France with ensuring rapid access to safe and effective vaccines to all EU citizens (24% each).

Sharing fifth position at an EU level is enabling the EU Member States to support businesses and workers affected by the pandemic and supporting a global response to coronavirus to ensure universal access to a vaccine or treatment (both 24%). **Enabling the EU Member States to support businesses and workers** is the most mentioned action in five countries including Greece (50%), Cyprus (40%) and Bulgaria (34%). It is the second most mentioned action in six countries including Estonia (35%), Portugal (34%) and Croatia (32%) and it shares second position in Slovenia with establishing a European strategy for facing similar crisis (30% each), and in Poland with ensuring rapid access to safe and effective vaccines (26% each). Enabling the EU Member States to support businesses and workers ranks third in Lithuania (25%) and Romania (21%).

**Supporting a global response to coronavirus to ensure universal access to a vaccine or treatment** is the second most mentioned action in Denmark (43%) Sweden (40%) and Malta (30%), and the third most mentioned in Portugal (33%), Spain (30%) and Ireland (29%).

Ranking seventh at an EU level and mentioned by 19% of respondents overall, **encouraging the relocation of industries back to the EU from abroad** is the most mentioned action in Czechia (40%), the second most mentioned in France (25%) and the third most mentioned in Luxembourg (30%). It also shares third position with ensuring rapid access to safe and effective vaccines in Belgium (24%).

**Enforcing a stricter control of the EU's external borders for countries most affected by the pandemic** ranks eight at an EU level at 18% but is the most mentioned action in Austria (29%). It is the second most mentioned in Hungary (30%) and Slovakia (27%) (along with establishing a European strategy for facing similar crises), and the third most mentioned action in Greece (28%).

**Ensuring the management and coordination of a stockpile of strategic medical equipment common to the EU Member States** ranks equal ninth at an overall EU level and is the third most mentioned action in Finland (26%). **Encouraging coordination and solidarity both between the EU Member States and with our neighbours** shares ninth position at the EU level (17%) and is the second most mentioned action in the Netherlands (32%).

Finally, **implementing the EU recovery plan 'NextGenerationEU' for a sustainable and fair economy** ranks eleventh in the EU as a whole but sits in third position in Slovenia (24%).

## Standard Eurobarometer 96 Winter 2021-2022

**QA11 What should the European Union prioritise in its response to the coronavirus pandemic? (MAX. 3 ANSWERS)**  
(%)



	EU27	BE	BG	CZ	DK	DE	EE	IE	EL	ES	FR	HR	IT	CY	LV	LT	LU	HU	MT	NL	AT	PL	PT	RO	SI	SK	FI	SE
Establish a European strategy for facing a similar crisis in the future	33	37	32	38	48	39	48	34	27	24	31	29	31	33	25	29	41	29	35	51	29	25	38	27	30	27	40	51
Develop a European health policy	28	38	29	15	15	30	18	38	32	26	23	31	35	37	28	33	34	29	25	30	22	30	32	27	31	18	14	13
Ensure rapid access to safe and effective vaccines to all EU citizens	27	24	17	25	35	33	27	28	22	26	24	24	29	22	22	16	19	25	22	24	26	26	31	17	22	23	41	31
Invest more money to develop treatments and vaccines	26	17	21	19	20	25	22	28	26	34	24	33	33	32	17	23	17	26	27	14	23	24	26	24	18	31	23	14
Enable the EU Member States to support businesses and workers affected by the pandemic	24	18	34	22	15	17	35	24	50	31	17	32	29	40	33	25	22	31	24	19	28	26	34	21	30	22	22	20
Support a global response to coronavirus to ensure universal access to a vaccine or treatment	24	18	16	23	43	23	26	29	25	30	23	18	22	20	13	16	22	20	30	27	23	23	33	17	19	18	19	40
Encourage the relocation of industries back to the EU from abroad	19	24	17	40	17	26	24	12	10	11	25	11	14	5	11	10	30	14	10	16	25	13	8	17	16	17	10	16
Enforce a stricter control of the EU's external borders for countries most affected by the pandemic	18	18	20	12	12	16	17	13	28	15	23	14	20	29	20	19	13	30	18	7	29	16	13	15	12	27	22	11
Ensure the management and coordination of a stockpile of strategic medical equipment common to the EU Member States	17	18	18	16	17	19	19	14	21	14	14	15	17	17	20	17	18	20	12	24	22	19	12	19	15	16	26	26
Encourage coordination and solidarity both between the EU Member States and with our neighbours	17	21	13	17	17	15	16	19	22	16	16	21	16	18	17	22	25	14	18	32	18	16	12	16	17	16	16	26
Implement the EU recovery plan 'NextGenerationEU' for a sustainable and fair economy	15	19	16	19	15	18	7	16	17	10	11	26	18	21	12	9	16	14	25	20	21	17	20	15	24	10	11	11
Other (SPONTANEOUS)	0	0	0	0	0	0	0	0	0	0	1	0	0	0	1	1	0	0	0	0	0	0	0	1	1	1	0	0
None (SPONTANEOUS)	1	0	1	0	1	1	0	0	1	1	3	0	1	1	1	2	0	0	1	1	2	1	0	0	1	6	1	1
Don't know	2	0	5	0	1	1	0	0	1	3	4	0	1	0	3	4	1	0	2	0	1	4	2	4	1	2	1	1

- 1st MOST FREQUENTLY MENTIONED ITEM
- 2nd MOST FREQUENTLY MENTIONED ITEM
- 3rd MOST FREQUENTLY MENTIONED ITEM

## 4. Economic consequences: trend and national results

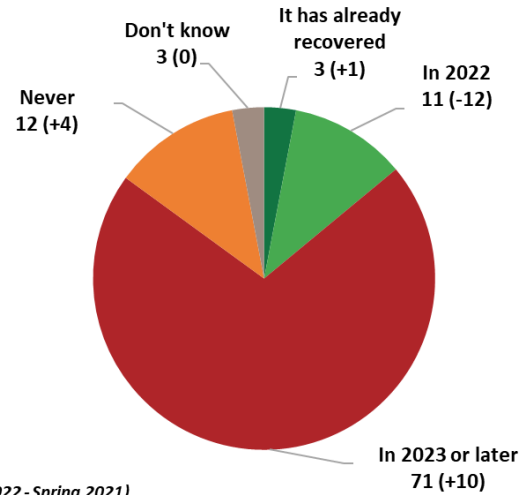
**Europeans have become more pessimistic about the timeline for national economic recovery from the coronavirus pandemic.** There has been a large increase in the proportion of Europeans who think their country's economy will recover from the impact of the coronavirus pandemic in 2023 or later (71%, +10 percentage point since spring 2021). Just over one in ten think recovery will come in 2022 (11%, -12). Few (3%, +1) think their national economy has already recovered, while at the other end of the spectrum more than one in ten think it will never recover (12%, +4). Fewer than one in twenty (3%, =) say they don't know.

**The majority of respondents in each EU Member State think their country's economy will recover "in 2023 or later"**, with this view held by 83% in Spain and 79% in Czechia and Cyprus as well as 55% in Romania and 57% in Slovakia.

Fewer than one in five in any country think recovery will happen in 2022, with the highest proportions seen in Sweden (18%), Denmark and Romania (both 16%), while more than one in ten in Denmark (16%) and Luxembourg (11%) think their national economy has already recovered.

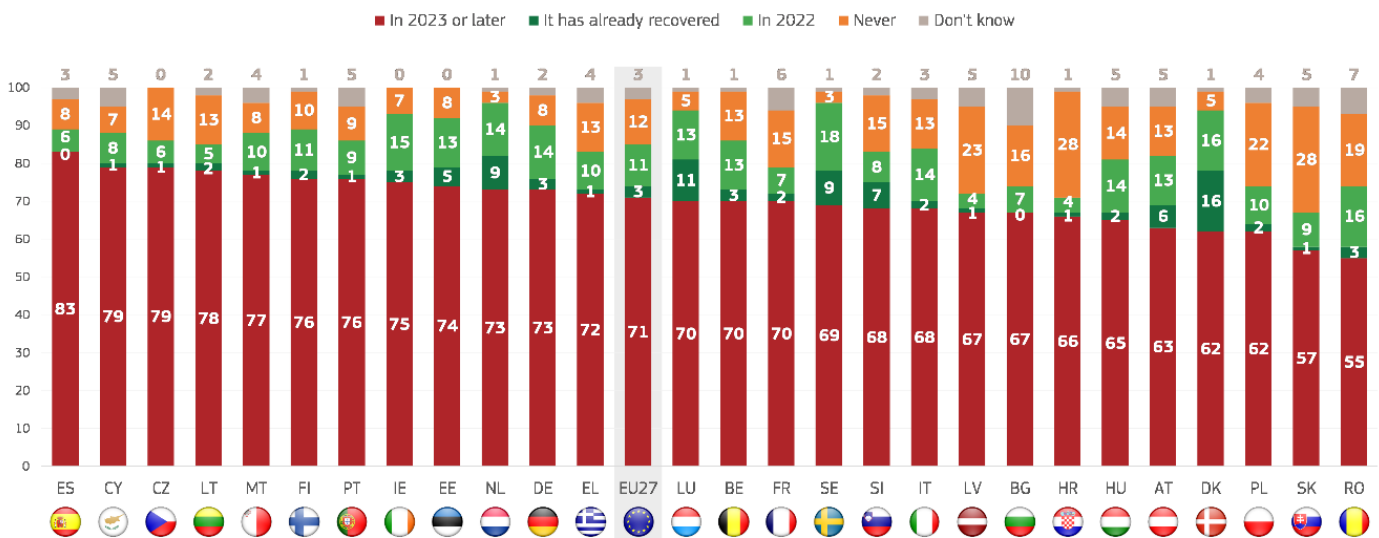
In contrast, there are 16 countries where at least one in ten say their country's economy will never recover from the impact of the pandemic, and four countries where more than one in five think this way: Croatia and Slovakia (both 28%), Latvia (23%) and Poland (22%).

QA17 When do you think (OUR COUNTRY)'s economy will recover from the impact of the coronavirus pandemic? (% - EU)



(Winter 2021/2022 - Spring 2021)

QA17 When do you think (OUR COUNTRY)'s economy will recover from the impact of the coronavirus pandemic? (%)

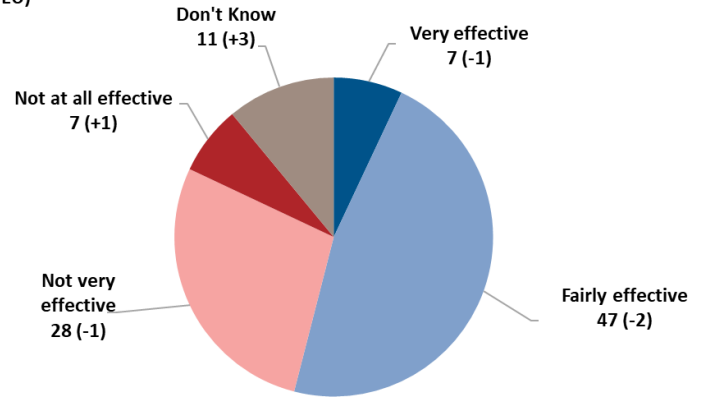


## 5. The EU recovery plan 'NextGenerationEU': national results

A majority of Europeans think NextGenerationEU, the EU's more than 800 billion euros recovery plan, will be effective in responding to the economic effects of the coronavirus pandemic (54%, -3 percentage points since spring). Over one third think it will not be effective (35%, =), while 11% (+3) say that they don't know.

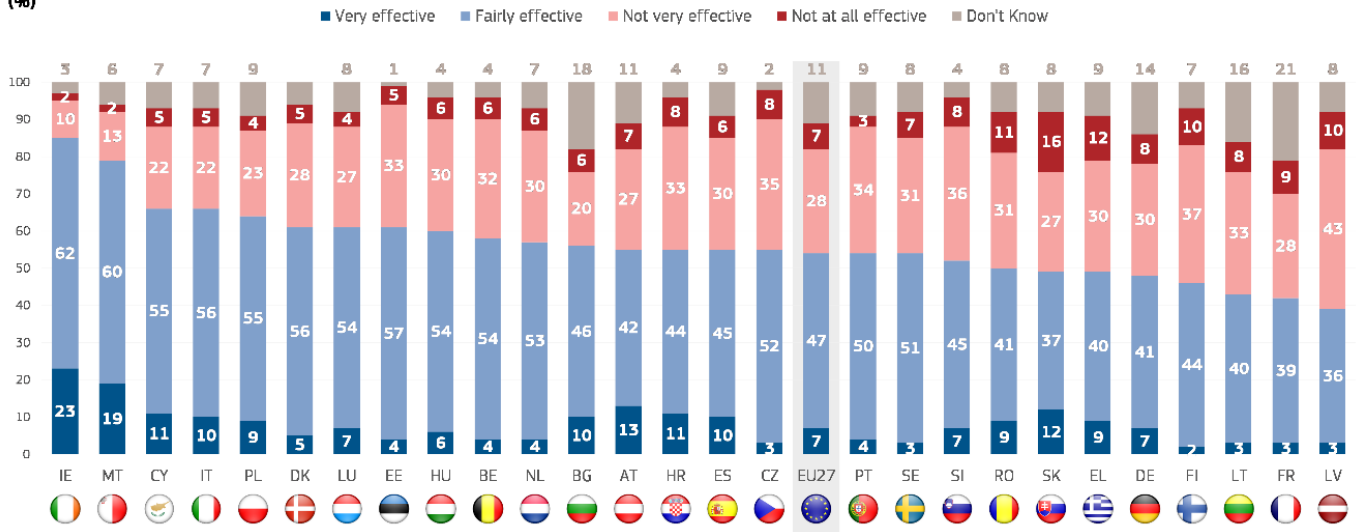
A majority of respondents in 25 EU countries think that NextGenerationEU will be effective (no change since spring 2021) with this view most widespread in Ireland (85%), Malta (79%) and Cyprus and Italy (both 66%). In Latvia (53%) and Finland (47% vs 46% "effective") the majority think this plan will not be effective.

QA18 The European Union has designed a recovery plan of more than 800 billion euros, NextGenerationEU, to support the economy through grants and loans. How effective or not do you think that this measure is to respond to the economic effects of the coronavirus pandemic? (% - EU)



(Winter 2021/2022 - Spring 2021)

QA18 The European Union has designed a recovery plan of more than 800 billion euros, NextGenerationEU, to support the economy through grants and loans. How effective or not do you think that this measure is to respond to the economic effects of the coronavirus pandemic? (%)



Sorted on Total 'Effective'

# CONCLUSION



## Standard Eurobarometer 96 Winter 2021-2022

This Standard Eurobarometer survey of winter 2021-2022, although continuing to show high levels on most indicators tested, in particular compared to the start of the pandemic, reveals slight signs of a more pessimistic general mood amongst Europeans compared to spring 2021. Almost half trust the EU, a slight decline since the highest levels of winter 2020-2021, although the EU remains considerably more trusted than national governments or parliaments.

At 44%, the positive image of the EU remains relatively high from a longer-term perspective but has declined slightly. Optimism about the future of the EU has fallen four points, at an overall EU level, and has also declined in 20 Member States.

Continuing the trend of a slightly worsening mood, support for a European economic and monetary union with one single currency, the euro, has declined gently both in the EU as a whole and in the euro area. However, more than half respondents in the euro area think the euro has been positive for the national economy since it was introduced 20 years ago, and almost two thirds think it has been positive for the European economy.

Despite a slight decline since spring 2021, more than seven in ten Europeans say they feel like citizens of the EU.

The negative trend in mood can also be seen in perceptions of the economic situation: there has been a slight decline in the feeling that the current situation of the national economy is 'good', with fewer than four in ten now holding this view. It is worth noting that this level remains 10 points above that of winter 2020-2021, one year ago. The majority still rate their national economic situation as bad, however, and this has increased slightly to almost six in ten. The EU level result masks extreme variation in opinion at the national level.

The main concerns of Europeans had changed dramatically between winter 2020-2021 and spring 2021, and they have changed again since spring 2021. Mentions of rising prices/ inflation/ cost of living have increased considerably, moving it from sixth position in spring 2021 to second position, while the environment and climate change has risen from second place to be the most important issue facing the EU. The environment and climate change also ranks as one of the three most important issues in 16 Member States. Immigration is now in third position at an EU level. Also noteworthy is that mentions of energy supply recorded the second largest increase, with this issue moving from eleventh to seventh position.

Support for a common defence and security policy among EU Member States is at its second highest level since it was first asked about in autumn 2004. Moreover, a majority of citizens in support such a policy in all Member States.

At a national level there have also been dramatic changes in the perception of the most important national issues. Mentions of rising prices/ inflation/ cost of living have increased by eighteen percentage points to make this the most important issue at national level, and it is viewed as one of the three most important issues facing their country by citizens in 25 Member States. Health has dropped to second position, although mentions increased slightly. Although the economic situation ranks third at a national level, mentions have dropped notably since spring 2021. In line with the increase observed at EU level, mentions of energy supply have also increased at national level, moving from thirteenth to sixth position.

Citizens' satisfaction with the measures taken by the European Union and their national government to fight the coronavirus remains the majority position, although it has declined since spring 2021. A similar pattern is observed for the level of trust in the EU to make the right decisions in the future in response to the coronavirus pandemic, which is now the opinion of six in ten Europeans. Trust is the position of the majority in every Member State except France, where it is now the minority opinion.

Europeans have become less optimistic about the timeline for their country's economic recovery from the coronavirus, with a ten-point increase in those who think recovery will happen in 2023 or later. The proportion who think recovery will happen in 2022 has dropped by a slightly larger margin. 2023 or later is the majority view in every Member State.

In response to the coronavirus pandemic, citizens think the EU should prioritise establishing a European strategy for facing a similar crisis in the future, develop a European health policy, and ensure rapid access to safe and effective vaccines to all the EU.

More than half Europeans think that the EU's more than 800 billion euros recovery plan, NextGenerationEU, will be effective, although there has also been a slight decline in this proportion.

# TECHNICAL SPECIFICATIONS

Between the 18th January and the 14th February 2022, Kantar Public on behalf of Kantar Belgium carried out the wave 96.3 of the Eurobarometer survey, on request of the European Commission, Directorate-General for Communication, "Media monitoring and Eurobarometer" Unit.

The wave 96.3 includes the Standard Eurobarometer 96 survey and covers the population of the nationalities of the European Union Member States, resident in each of the 27 Member States and aged 15 years and over.

The Standard Eurobarometer 96 survey has also been conducted in 12 other countries or territories: five candidate countries (Albania, Montenegro, North Macedonia, Serbia and Turkey), the Turkish Cypriot Community in the part of the country that is not controlled by the government of the Republic of Cyprus, as well as in Bosnia and Herzegovina, Iceland, Kosovo<sup>28</sup>, Norway, Switzerland and in the United Kingdom.

In these countries and territories, the survey covers the national population of citizens and the population of citizens of all the European Union Member States that are residents in these countries and territories and have a sufficient command of the national languages to answer the questionnaire.

The basic sample design applied in all countries and territories is a multi-stage, random (probability) one. In each country, a number of sampling points was drawn with probability proportional to population size (for a total coverage of the country) and to population density.

In order to do so, the sampling points were drawn systematically from each of the "administrative regional units", after stratification by individual unit and type of area. They thus represent the whole territory of the countries surveyed according to the EUROSTAT NUTS II (or equivalent) and according to the distribution of the resident population of the respective nationalities in terms of metropolitan, urban and rural areas<sup>29</sup>

In each of the selected sampling points, a starting address was drawn, at random. Further addresses (every Nth address) were selected by standard "random route" procedures, from the initial address. In each household, the respondent was drawn, at random (following the "closest birthday rule"). If no one answered the interviewer in a household, or if the respondent selected was not available (not present or busy), the interviewer revisited the same household up to three additional times (four contact attempts in total). Interviewers never indicate that the survey is conducted on behalf of the European Commission beforehand; they may give this information once the survey is completed, upon request.

The recruitment phase was slightly different in the Netherlands and Sweden. In these countries, a sample of addresses within each areal sampling point (1km<sup>2</sup> grid) were selected from the address or population register. The selection of addresses was done in a random manner. Households were then contacted by telephone and recruited to take part in the survey.

<sup>28</sup> This designation is without prejudice to positions on status, and is in line with UNSCR 1244/99 and the ICJ Opinion on the Kosovo declaration of independence.

<sup>29</sup> Urban Rural classification based on DEGURBA (<https://ec.europa.eu/eurostat/web/degree-of-urbanisation/background>)

**Standard Eurobarometer 96**  
**Winter 2021-2022**

	COUNTRIES	INSTITUTES	N° INTERVIEWS	FIELDWORK DATES		POPULATION 15+	PROPORTION EU27
BE	Belgium	Mobiel Centre Market Research	1,103	18-01-22	08-02-22	9,915,439	2.53%
BG	Bulgaria	Kantar TNS BBSS	1,036	18-01-22	14-02-22	6,094,974	1.55%
CZ	Czechia	Kantar Czechia	1,020	25-01-22	04-02-22	9,190,342	2.34%
DK	Denmark	Kantar Gallup	996	18-01-22	13-02-22	4,994,008	1.27%
DE	Germany	Kantar Deutschland	1,604	18-01-22	14-02-22	74,162,306	18.89%
EE	Estonia	Kantar Estonia	1,001	19-01-22	13-02-22	1,145,208	0.29%
IE	Ireland	B and A Research	1,006	18-01-22	14-02-22	4,039,401	1.03%
EL	Greece	Kantar Greece	1,011	18-01-22	13-02-22	9,568,462	2.44%
ES	Spain	TNS Investigación de Mercados y Opinión	1,004	19-01-22	14-02-22	42,022,835	10.70%
FR	France	Kantar Public France	1,005	18-01-22	12-02-22	57,553,554	14.66%
HR	Croatia	Hendal	1,001	19-01-22	12-02-22	3,569,904	0.91%
IT	Italy	Kantar Italia	1,020	18-01-22	07-02-22	54,102,101	13.78%
CY	Rep. Of Cyprus	CYMAR Market Research	504	18-01-22	11-02-22	759,844	0.19%
LV	Latvia	Kantar TNS Latvia	1,006	18-01-22	08-02-22	1,649,459	0.42%
LT	Lithuania	TNS LT	1,008	18-01-22	14-02-22	2,445,153	0.62%
LU	Luxembourg	TNS Ilres	501	18-01-22	03-02-22	538,288	0.14%
HU	Hungary	Kantar Hoffmann	1,030	18-01-22	03-02-22	8,547,786	2.18%
MT	Malta	MISCO International	500	18-01-22	08-02-22	455,041	0.12%
NL	Netherlands	Kantar Netherlands	1,014	18-01-22	10-02-22	15,067,518	3.84%
AT	Austria	Das Österreichische Gallup Institut	1,019	18-01-22	07-02-22	7,844,329	2.00%
PL	Poland	Kantar Polska	1,033	18-01-22	13-02-22	32,904,839	8.38%
PT	Portugal	Marktest – Marketing, Organização e Formação	1,056	19-01-22	14-02-22	9,221,533	2.35%
RO	Romania	Centrul Pentru Studierea Opiniei si Pieteii (CSOP)	1,052	18-01-22	13-02-22	16,701,193	4.25%
SI	Slovenia	Mediana DOO	1,007	18-01-22	09-02-22	1,834,195	0.47%
SK	Slovakia	Kantar Czechia	1,001	18-01-22	10-02-22	4,677,729	1.19%
FI	Finland	Taloustutkimus Oy	1,037	18-01-22	14-02-22	4,805,266	1.22%
SE	Sweden	Kantar Sifo	1121	18-01-22	14-02-22	8,756,024	2.23%
TOTAL EU27			26,696	18-01-22	14-02-22	392,566,731	100%

\* It should be noted that the total percentage shown in this table may exceed 100% due to rounding.

UK	United Kingdom	Kantar UK Limited	1,086	20-01-22	09-02-22	53,082,345	
CY(Tcc)	Turkish Cypriot Community	Lipa Consultancy	500	19-01-22	27-01-22	233,547	
TR	Turkey	Kantar TNS Piar	1,006	18-01-22	13-02-22	62,644,678	
MK	North Macedonia	Kantar TNS BBSS	1,024	20-01-22	14-02-22	1,736,495	
ME	Montenegro	TMG Insights	525	18-01-22	11-02-22	510,415	
RS	Serbia	TMG Insights	1,045	18-01-22	06-02-22	5,966,740	
AL	Albania	Index Kosovo	1,014	18-01-22	03-02-22	2,344,814	
BA	Bosnia and Herzegovina	Kantar TNS BBSS	1,006	19-01-22	13-02-22	2,987,440	
IS	Iceland	Gallup Iceland	500	19-01-22	11-02-22	289,125	
XK	Territory of Kosovo	Index Kosovo	1,059	18-01-22	10-02-22	1,357,100	
NO	Norway	Kantar Norway	1,020	19-01-22	02-02-22	4,392,175	
CH	Switzerland	Demo SCOPE AG	1,025	18-01-22	10-02-22	7,259,209	
TOTAL			37,506	18-01-22	14-02-22	535,370,814	

## Standard Eurobarometer 96 Winter 2021-2022

### Interviews

	COUNTRIES	N° OF CAPI INTERVIEWS	N° OF CAWI INTERVIEWS	TOTAL N° INTERVIEWS
BE	Belgium	876	227	1,103
BG	Bulgaria	1,036		1,036
CZ	Czechia		1,020	1,020
DK	Denmark	376	620	996
DE	Germany	1,604		1,604
EE	Estonia		1,001	1,001
IE	Ireland	1,006		1,006
EL	Greece	1,011		1,011
ES	Spain	1,004		1,004
FR	France	1,005		1,005
HR	Croatia	1,001		1,001
IT	Italy	1,020		1,020
CY	Rep. Of Cyprus	504		504
LV	Latvia	610	396	1,006
LT	Lithuania	1,008		1,008
LU	Luxembourg	252	249	501
HU	Hungary	1,030		1,030
MT	Malta	290	210	500
NL	Netherlands	1,014		1,014
AT	Austria	1,019		1,019
PL	Poland	1,033		1,033
PT	Portugal	692	364	1,056
RO	Romania	1,052		1,052
SI	Slovenia	705	302	1,007
SK	Slovakia	1,001		1,001
FI	Finland	517	520	1,037
SE	Sweden	851	270	1,121
	TOTAL EU27	21,517	5,179	26,696
UK	United Kingdom		1,086	1,086
CY(Tcc)	Turkish Cypriot Community	500		500
TR	Turkey	1,006		1,006
MK	North Macedonia	1,024		1,024
ME	Montenegro	525		525
RS	Serbia	1,045		1,045
AL	Albania	1,014		1,014
BA	Bosnia and Herzegovina	1,006		1,006
IS	Iceland		500	500
XK	Territory of Kosovo	1,059		1,059
NO	Norway		1,020	1,020
CH	Switzerland		1025	1,025
	TOTAL	28,696	8,810	37,506

CAPI: Computer-Assisted Personal interviewing

CAWI: Computer-Assisted Web interviewing

### Consequences of the coronavirus pandemic on fieldwork

- Face-to-face interviewing

Where feasible, interviews were conducted face-to-face in people's homes or on their door step and in the appropriate national language. In all countries and territories where face-to-face interviewing was feasible CAPI (Computer Assisted Personal Interviewing) was used. For all interviews conducted face-to-face, hygiene and physical distancing measures have been respected at all times in line with government regulations, and whenever possible, interviews were conducted outside homes, on doorsteps, to remain in open air and maintain social distance.

- Face-to-face and online interviewing

In **Belgium, Denmark, Latvia, Luxembourg, Malta, Portugal, Slovenia, Finland** and **Sweden** face-to-face interviewing was feasible but it was not possible to reach the target number of face-to-face interviews within the fieldwork period due to the impact of Covid-19 restrictions: many potential respondents are reluctant to

open their homes to interviewers, even if they respect hygiene rules and physical distancing, such as wearing masks and using hydroalcoholic gel. Therefore, to hit the target number of interviews within the fieldwork period, **additional interviews** were conducted online with Computer-Assisted Web Interviewing (CAWI) technique.

- Online interviewing

In **Czechia** and **Estonia, Norway, Sweden, Switzerland** and **the UK** face-to-face interviews were not feasible at all. Therefore all interviews were conducted online with CAWI technique.

### Recruitment for online interviews

- In the EU

The online design in each country differed based on what was feasible within the fieldwork period. Where feasible, the online sample was based on a probabilistic sample design. Those recruited to the online survey were recruited through a single mobile frame or dual frame Random Digit Dialling (RDD) design. In this way the entire phone owning population in each country had a non-zero chance of being sampled. The choice of whether to use a single mobile frame or dual frame (mobile and landline) was dependent on the countries' landline infrastructure. Where the landline infrastructure is suitably advanced to support a significant minority of residential households with landline phones a dual frame design is employed. The mix of mobile and landline sample is designed to maximise the representation of the responding sample. The RDD sample for both the mobile and landline sample is drawn from the country's telephone numbering plan. The landline sample frame is stratified by NUTS3 regions based on their prefix and the mobile by operator before a systematic random sample of numbers is generated proportional in size to the total generatable numbers in each stratum. Respondents were recruited using this sample design in **Belgium, Czechia, Estonia, Latvia, Luxembourg, Malta, Portugal** and **Slovenia**.

In **Finland, Denmark**, and **Sweden**, RDD samples were not used, instead the telephone sample was drawn from the country telephone directory. In these three countries the telephone directories offer comprehensive coverage of the phone owning population, storing both landline and mobile phone numbers for each individual.

- Outside the EU:

In **the UK**, recruitment of respondents was made either via a face-to-face CAPI mode of data collection based on a clustered multistage random sample of addresses or via a postal invite to an online survey using a completely unclustered random sample of addresses.

In **Norway** and **Iceland**, stratified random samples were drawn from among probability based samples. Recruitments are done using offline modes of data collection (telephone and postal) based on a probability sample design.

In **Switzerland** samples were randomly drawn from the non-probabilistic sample ("Demoscope"). Demoscope is a pseudo-

## Standard Eurobarometer 96 Winter 2021-2022

probabilistic sample, in that the frame for selecting households is based on a probability sample. Recruitment is done via the telephone directory – which lists landline numbers only in Switzerland, where landline coverage is very high. However the selection of individuals in the households to join the panel is not random. Demoscope was used as the primary source.

### Response rates

For each country a comparison between the responding sample and the universe (i.e. the overall population in the country) is carried out. Weights are used to match the responding sample to the universe on gender by age, region and degree of urbanisation. For European estimates (i.e. EU average), an adjustment is made to the individual country weights, weighting them up or down to reflect their 15+ population as a proportion of the EU 15+ population.

The response rates are calculated by dividing the total number of complete interviews with the number of all the addresses visited, apart from ones that are not eligible but including those where eligibility is unknown. For Standard Eurobarometer 96, the response rates for the EU27 countries, calculated by Kantar, are:

COUNTRIES	CAPI Response rates	CAWI Response rates	
BE	Belgium	46.6%	20.4%
BG	Bulgaria	46.0%	
CZ	Czechia		32.3%
DK	Denmark	55.3%	21.0%
DE	Germany	21.5%	
EE	Estonia		21.2%
IE	Ireland	35.5%	
EL	Greece	29.1%	
ES	Spain	31.6%	
FR	France	32.1%	
HR	Croatia	41.6%	
IT	Italy	21.8%	
CY	R ep. Of C yprus	42.6%	
LV	Latvia	44.6%	23.2%
LT	Lithuania		
LU	Luxembourg	27.5%	51.2%
HU	Hungary	61.9%	
MT	Malta	90.1%	30.6%
NL	Netherlands	72.9%	
AT	Austria	44.3%	
PL	Poland	39.3%	
PT	Portugal	33.8%	21.5%
RO	R omania	57.6%	
SI	Slovenia	39.9%	48.1%
SK	Slovakia	64.8%	
FI	Finland	54.0%	33.1%
SE	Sweden	64.1%	32.5%

CAPI : Computer-Assisted Personal interviewing

CAWI : Computer-Assisted Web interviewing (CAWI RRs do not include the recruitment phase)

### Margins of error

Readers are reminded that survey results are estimations, the accuracy of which, everything being equal, rests upon the sample size and upon the observed percentage.

With samples of about 1,000 interviews, the real percentages vary within the following confidence limits:

#### Statistical Margins due to the sampling process

(at the 95% level of confidence)

various sample sizes are in rows

various observed results are in columns

	5%	10%	15%	20%	25%	30%	35%	40%	45%	50%	
	95%	90%	85%	80%	75%	70%	65%	60%	55%	50%	
N=50	6.0	8.3	9.9	11.1	12.0	12.7	13.2	13.6	13.8	13.9	N=50
N=500	1.9	2.6	3.1	3.5	3.8	4.0	4.2	4.3	4.4	4.4	N=500
<b>N=1000</b>	<b>1.4</b>	<b>1.9</b>	<b>2.2</b>	<b>2.5</b>	<b>2.7</b>	<b>2.8</b>	<b>3.0</b>	<b>3.0</b>	<b>3.1</b>	<b>3.1</b>	<b>N=1000</b>
N=1500	1.1	1.5	1.8	2.0	2.2	2.3	2.4	2.5	2.5	2.5	N=1500
N=2000	1.0	1.3	1.6	1.8	1.9	2.0	2.1	2.1	2.2	2.2	N=2000
N=3000	0.8	1.1	1.3	1.4	1.5	1.6	1.7	1.8	1.8	1.8	N=3000
N=4000	0.7	0.9	1.1	1.2	1.3	1.4	1.5	1.5	1.5	1.5	N=4000
N=5000	0.6	0.8	1.0	1.1	1.2	1.3	1.3	1.4	1.4	1.4	N=5000
N=6000	0.6	0.8	0.9	1.0	1.1	1.2	1.2	1.2	1.3	1.3	N=6000
N=7000	0.5	0.7	0.8	0.9	1.0	1.1	1.1	1.1	1.2	1.2	N=7000
N=7500	0.5	0.7	0.8	0.9	1.0	1.0	1.1	1.1	1.1	1.1	N=7500
N=8000	0.5	0.7	0.8	0.9	0.9	1.0	1.0	1.1	1.1	1.1	N=8000
N=9000	0.5	0.6	0.7	0.8	0.9	0.9	1.0	1.0	1.0	1.0	N=9000
N=10000	0.4	0.6	0.7	0.8	0.8	0.9	0.9	1.0	1.0	1.0	N=10000
N=11000	0.4	0.6	0.7	0.7	0.8	0.9	0.9	0.9	0.9	0.9	N=11000
N=12000	0.4	0.5	0.6	0.7	0.8	0.8	0.9	0.9	0.9	0.9	N=12000
N=13000	0.4	0.5	0.6	0.7	0.7	0.8	0.8	0.8	0.9	0.9	N=13000
N=14000	0.4	0.5	0.6	0.7	0.7	0.8	0.8	0.8	0.8	0.8	N=14000
N=15000	0.3	0.5	0.6	0.6	0.7	0.7	0.8	0.8	0.8	0.8	N=15000
	5%	10%	15%	20%	25%	30%	35%	40%	45%	50%	
	95%	90%	85%	80%	75%	70%	65%	60%	55%	50%	



Obtenu pour vous par  
Got for you by



agence europe